







# PWS15S-E

**Economic Light Duty Electric Stacker**



# ELECTRIC STACKER



-  **Hour meter**
-  **Powered traveling**
-  **Powered lifting & lowering**
-  **Error code display**
-  **Emergency stop button**
-  **Horn**



- ◆ Turtle and Rabbit Speed shift by one button.
- ◆ Long Tiller Arm handle design for easy steering and comfortable operation.



- ◆ Metal cover replacing plastic one for longer life time.
- ◆ **Safety Speed Control**  
Traveling speed automatically declines to 2km/h when forks are lifted to over 500mm, to avoid misoperation and ensure better safety.



- ◆ Well organized wiring harness, durable with almost zero wearing.
- ◆ Built-in Charger for easy charging.



Light sensor interlock switch, reliable quality.

# SPECIFICATIONS

MODEL		PWS15S-E						
<b>CHARACTERISTICS</b>								
1.1	Drive unit						Electric	
1.2	Operator type						Walkie	
1.3	Capacity	Q	kg				1000	
1.4	Load center distance	C	mm				600	
1.5	Wheel base	Y	mm					
<b>WEIGHT</b>								
2.1	Service weight(with battery)		kg	340	391	410	435	440
2.2	Service weight(without battery)		kg	380	431	450	475	480
<b>WHEEL</b>								
3.1	Tyre type drving wheels/loading wheels							PU
3.2	Size of loading wheels	Φd	mm					φ80
3.3	Size of driving whee	ΦD	mm					φ210
3.4	Size of balance wheel	ΦD1	mm					φ180
3.5	Wheel quantity		pcs					4
<b>SPECIFICATIONS</b>								
4.1	Lift height	h	mm	1600	2500	3000	3300	3500
4.2	Mast lower height	H	mm	2080	1785	2035	2185	2260
4.3	Mast extend height	H1	mm	2080	3000	3500	3800	4000
4.4	Overall length	L	mm					1720
4.5	Overall width	W	mm					830
4.6	Fork dimensions		mm					54x160x1125
4.7	Width across forks	W1	mm					680
4.8	Lowered height of fork	H2	mm					90
4.9	Clearance		mm					30
4.10	Aisle width for pallets (1000 x 1200mm)		mm					2256
4.11	Aisle width for pallets (800 x 1200mm)		mm					2184
4.12	Min turning radius	Wa	mm					1390
<b>PERFORMANCE</b>								
5.1	Travelling speed, laden/unladen		km/h					4.5/4.7
5.2	Lifting speed, laden/unladen		mm/s					80/110
5.3	Lowering speed, laden/unladen		mm/s					145/80
5.4	Max. gradeability,laden/unladen		%					5/7
5.5	Service brake type							Electronic
<b>ELECTRIC ENGINE</b>								
6.1	Driving motor		kw					0.75
6.2	Lifting motor		kw					2.2
6.3	Battery voltage/capacity		V/Ah					12/75Ah x 2
6.4	Batthey size		mm					(260×172×170)×2
6.5	Controller							DALA

