Fuseholder H3-67A/B,68

Shock-Safe Fuseholder, 6 x 30 m m ,





600VAC 30A

Description

- Quick-conntect or solder terminals

References

Weblinks

pdf, General Product Information, Approvals, RoHS, CHINA-RoHS, e Store,

Standards

IEC60127-6
UL4248-1/UL512
GB9364.6

Approvals

- VDE Certificate Number: 134125
' UL File Number: E239034

Technical Data

Shocksafe Category	PC2	Soldering Methods	Iron
Fuse-Link	6 x 30 mm	Solderability	350℃ / 2sec acc. to IEC 60068-2-20, Test Ta, method 2
Mounting	Panel Mount, Front-Side		
Mounting	Fixing Nut	Resistance to Soldering Heat	350℃ / 10sec acc. to IEC 60068-2-20, Test Tb, method 2
Terminal	Solder or Quick-Connect 6.5 x 0.8 mm		
Rated Voltage	600VAC	Contact Resistance	< 5mΩ at 20 mV
Rated Current	30A (UL)	Dielectric Strength	> 3kV between L-N
Degree of Protection	IP 40		> 4kV between L/N-PE
Protection Class	Suitable for appliances with protection class 1 or 2 acc. to IEC 61140		(50Hz; 1 min)
		Impulse Withstand Voltage	> 4kV between L-N
Admissible Ambient Air Tem	-40℃to85℃		> 6kV between L/N-PE
Climatic Category	40/085/21 acc. to IEC 60068-1	Insulation Resistance	> 10MΩ between L-N
Material: Socket	Thermoplastic, black, UL 94V-0		> 100MΩ between L/N-PE
Material: Terminals	Tin-Plated Copper Alloy		(500VDC; 1 min)
Unit Weight (Socket/Cap)	5.5 g / 3.22 g	Overvoltage Category	I - III acc. to IEC 60664-1
Storage Conditions	0℃ to 60℃, max. 70% r.h.	Pollution Degree	1 - 3 acc. to IEC 60664-1
Product Marking	Type, Voltage, Current, Approvals		

Abmessungen

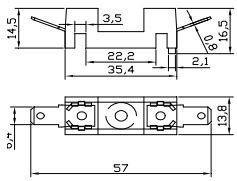

H3-67

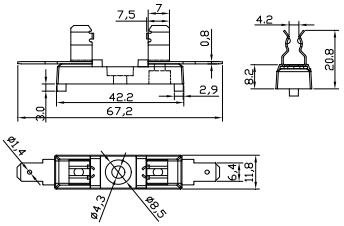

H3-68