Hinew Electric Co., Ltd.

Fuseholder H3-55A/B/C

Shock-Safe Fuseholder, 6 x 30 mm,



H3-55A



H3-55B



H3-55C

图片

250VAC 2.5W/20A/10A

Description

- Quick-conntect or solder terminals

References

Weblinks

pdf, General Product Information, Approvals, RoHS, CHINA-RoHS,

Standards

IEC60127-6
UL4248-1/UL512
GB9364.6

Approvals

UL File Number: E239034

Technical Data

Shocksafe Category	PC2	Soldering Methods	Iron
Fuse-Link	6 x 30 mm	Solderability	350℃ / 2sec acc. to IEC 60068-2-20, Test Ta, method 2
Mounting	Panel Mount, Front-Side		
Mounting	Fixing Nut	Resistance to Soldering Heat	350℃ / 10sec acc. to IEC 60068-2-20, Test Tb, method 2
Terminal	Solder or Quick-Connect 6.3x0.8mm/4x0.5mm		
Rated Voltage	250VAC	Contact Resistance	< 5mΩ at 20 mV
		Dielectric Strength	> 3kV between L-N
Degree of Protection	IP 40		> 4kV between L/N-PE
Protection Class	Suitable for appliances with protection class 1 or 2 acc. to IEC 61140		(50Hz; 1 min)
		Impulse Withstand Voltage	> 4kV between L-N
Admissible Ambient Air Temp	-40℃to85℃		> 6kV between L/N-PE
Climatic Category	40/085/21 acc. to IEC 60068-1	Insulation Resistance	> 10MΩ between L-N
Material: Socket	Thermoplastic, black, UL 94V-0		> 100MΩ between L/N-PE
Material: Terminals	Tin-Plated Copper Alloy		(500VDC; 1 min)
Unit Weight (A/B/C)	9.94 g / 11.03 g /10.05 g	Overvoltage Category	I - III acc. to IEC 60664-1
Storage Conditions	0℃ to 60℃, max. 70% r.h.	Pollution Degree	1 - 3 acc. to IEC 60664-1
Product Marking	Type, Voltage, Current, Approvals	Admissible Torque on Fixing Nut	max 1.2Nm
		Panel Thickness s	max 7mm

Hinew Electric Co., Ltd.

Abmessungen

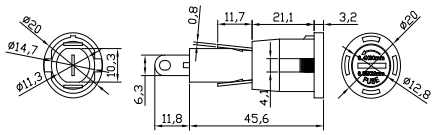

H3-55A

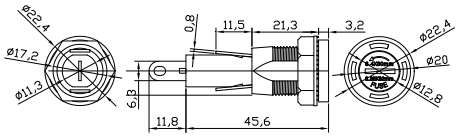

H3-55B

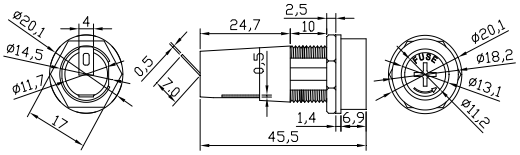

H3-55C

Mounting holes

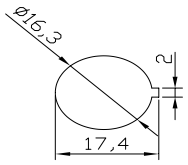

H3-55A

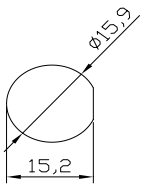

H3-55B

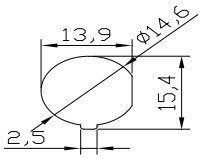

H3-55C

Optional accessories		**Description**
55TG		Screw-on head cap fits H3-55A/B
55CTG		Screw-on head cap fits H3-55C
22DP		spacer white(optional)
55SLM		Plastic nut(optional)