Hinew Electric Co., Ltd.

Fuseholder H3-44/H3-46

Shock-Safe Fuseholder, 5 x 20, 6*30mm ,



H3-44



H3-46

图片

250VAC 15A

Description

- Quick-conntect or solder terminals

References

Weblinks

pdf, General Product Information, Approvals, RoHS, CHINA-RoHS,

Standards

IEC60127-6
UL4248-1/UL512
GB9364.6

Approvals

UL File Number: E239034

Technical Data

Shocksafe Category	PC2	Soldering Methods	Iron
Fuse-Link	5 x 20 or 6*30mm	Solderability	350℃ / 2sec acc. to IEC 60068-2-20, Test Ta, method 2
Mounting	Panel Mount, Front-Side	Resistance to Soldering Heat	350℃ / 10sec acc. to IEC 60068-2-20
Mounting	Fixing Nut		Test Tb, method 2
Terminal	Solder or Quick-Connect 4.8 x 0.5 mm	Contact Resistance	< 5mΩ at 20 mV
Rated Voltage	250VAC	Dielectric Strength	> 3kV between L-N
Rated Current	15A (UL)		> 4kV between L/N-PE
Degree of Protection	IP 40		(50Hz; 1 min)
Protection Class	Suitable for appliances with protection class 1 or 2 acc. to IEC 61140	Impulse Withstand Voltage	> 4kV between L-N
			> 6kV between L/N-PE
Admissible Ambient Air Temp.	-40℃to85℃	Insulation Resistance	> 10MΩ between L-N
Climatic Category	40/085/21 acc. to IEC 60068-1		> 100MΩ between L/N-PE
Material: Socket	thermosetting, black, UL 94V-0		(500VDC; 1 min)
Material: Terminals	Tin-Plated Copper Alloy	Overvoltage Category	I - III acc. to IEC 60664-1
Unit Weight (Socket/Cap)	5.5 g / 2.76 g	Pollution Degree	1 - 3 acc. to IEC 60664-1
Storage Conditions	0℃ to 60℃, max. 70% r.h.	Admissible Torque on Fixing Nut	max 1.2Nm
Product Marking	, Type, Voltage, Current, Approvals	Panel Thickness s	max 7mm

Hinew Electric Co., Ltd.

Abmessungen

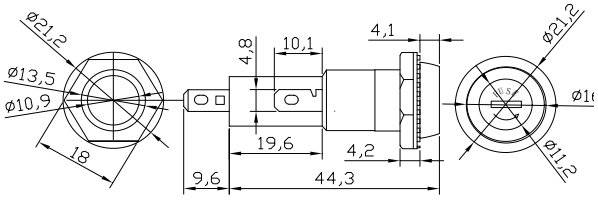

H3-53A/B

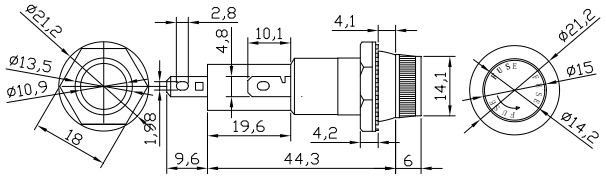

H3-53C

Required Accessory

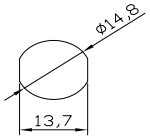

H3-53A/B

Required Accessory		Description
46TG		Snap-on head cover for 44C
9TG		Snap-on head cover for 44A
9CTG		Screw-on head cap fits 44B
9BTG		Snap-on head cover for 44A-1
44LM		Plastic nut(optional)
22LM		metal nut(optional)
13DP		Come on paper spacers(optional)