Hinew Electric Co., Ltd.

Fuseholder H3-18A/B,41

Shock-Safe Fuseholder, 10 x 38mm ,



H3-18A



H3-18B



H3-18C(H3-41)

600VAC 40A
250VAC 60A

Description

- Quick-conntect or solder terminals

References

Weblinks

pdf, General Product Information, Approvals, RoHS, CHINA-RoHS, e Store

Standards

IEC60127-6
UL4248-1/UL512
GB9364.6

Approvals

' UL File Number: E239034

Technical Data

Shocksafe Category	PC2	Soldering Methods	Iron
Fuse-Link	10 x 38 mm	Solderability	350℃ / 2sec acc. to IEC 60068-2-20, Test Ta, method 2
Mounting	Panel Mount, Front-Side		
Mounting	Fixing Nut	Resistance to Soldering Heat	350℃ / 10sec acc. to IEC 60068-2-20, Test Tb, method 2
Terminal	Solder or Quick-Connect 6.5 x 0.8 mm		
Rated Voltage	600VAC/ 250VAC	Contact Resistance	< 5mΩ at 20 mV
Rated Current	40A (UL)/60A	Dielectric Strength	> 3kV between L-N
Degree of Protection	IP 40(A) IP67(B)		> 4kV between L/N-PE (50Hz; 1 min)
Protection Class	Suitable for appliances with protection class 1 or 2 acc. to IEC 61140		
Admissible Ambient Air Tem	-40℃to85℃	Impulse Withstand Voltage	> 4kV between L-N
			> 6kV between L/N-PE
Climatic Category	40/085/21 acc. to IEC 60068-1	Insulation Resistance	> 10MΩ between L-N
Material: Socket	thermosetting, black, UL 94V-0		> 100MΩ between L/N-PE (500VDC; 1 min)
Material: Terminals	Tin-Plated Copper Alloy		
Unit Weight (Socket/Cap)	20.8/15.44 g / 14.6/9.9 g	Overvoltage Category	I - III acc. to IEC 60664-1
Storage Conditions	0℃ to 60℃, max. 70% r.h.	Pollution Degree	1 - 3 acc. to IEC 60664-1
Product Marking	Type, Voltage, Current, Approvals	Admissible Torque on Fixing Nut	max 1.2Nm
		Panel Thickness s	max 7mm

Hinew Electric Co., Ltd.

Abmessungen

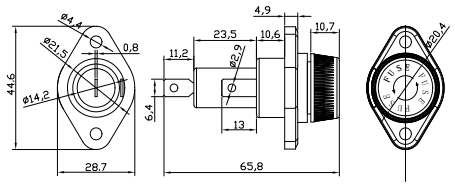

H3-18A

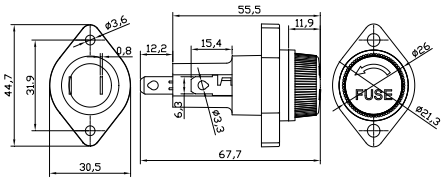

H3-18B

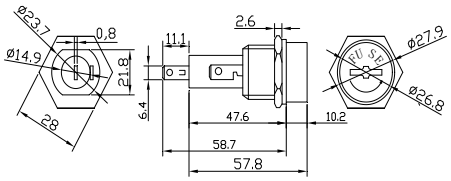

H3-18C(H3-41)

Mounting holes

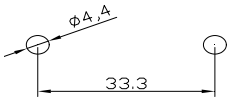

H3-18A

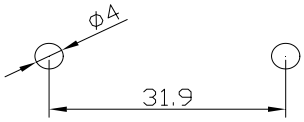

H3-18B

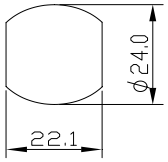

H3-18C(H3-41)

Optional accessories		Description
18ATG		Snap-on head cover(H3-18A)
18BTG		Screw-in head coverH3-18B
41TG		Screw-in head coverH3-18C(H3-41)
41DP		Come on paper spacers
41LM		metal nut
		Rubber waterproof ring