Hinew Electric Co., Ltd.

Fuseholder H3-17A/B(H3)

Shock-Safe Fuseholder, 5 x 20 ,



H3-17A



H3-17B

250VAC 2.5W/10A

Description

- Quick-conntect or solder terminals

References

Weblinks

pdf, General Product Information, Approvals, RoHS, CHINA-RoHS, e Store

Standards

IEC60127-6
UL4248-1/UL512
GB9364.6

Approvals

- VDE Certificate Number: 134125
' UL File Number: E239034

Technical Data

Shocksafe Category	PC2		
Fuse-Link	5 x 20 mm	Soldering Methods	Iron
Mounting	Panel Mount, Front-Side	Solderability	350℃ / 2sec acc. to IEC 60068-2-20, Test Ta, method 2
Mounting	Fixing Nut		
Terminal	Solder or Quick-Connect 4.7 x 0.5 mm	Resistance to Soldering Heat	350℃ / 10sec acc. to IEC 60068-2-20, Test Tb, method 2
Rated Voltage	250VAC		
Rated Current	10A (VDE), 10A (UL)	Contact Resistance	< 5mΩ at 20 mV
Rated Power Acceptance	2.5W / 10A @ Ta 23℃	Dielectric Strength	> 3kV between L-N > 4kV between L/N-PE (50Hz; 1 min)
IEC	Admissible power acceptance at higher ambient temperature see derating curves	Impulse Withstand Voltage	> 4kV between L-N > 6kV between L/N-PE
Degree of Protection	IP 40	Insulation Resistance	> 10MΩ between L-N > 100MΩ between L/N-PE (500VDC; 1 min)
Protection Class	Suitable for appliances with protection class 1 or 2 acc. to IEC 61140		
Admissible Ambient Air Tem	-40℃to85℃		
Climatic Category	40/085/21 acc. to IEC 60068-1	Overvoltage Category	I - III acc. to IEC 60664-1
Material: Socket	Thermoplastic, black, UL 94V-0	Pollution Degree	1 - 3 acc. to IEC 60664-1
Material: Terminals	Tin-Plated Copper Alloy	Admissible Torque on Fixing Nut	max 1.2Nm
Unit Weight (Socket/Cap)	3.56 g / 2.52 g		
Storage Conditions	0℃ to 60℃, max. 70% r.h.	Panel Thickness s	max 7mm
Product Marking	Type, Voltage, Current, Approvals		

Specifications Hinew Electric Co., Ltd.

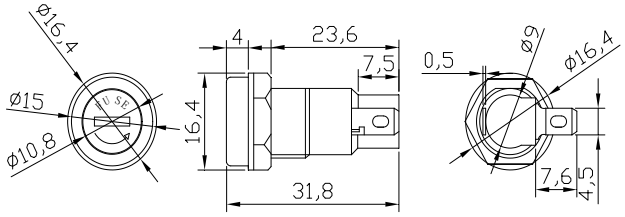

Mounting holes

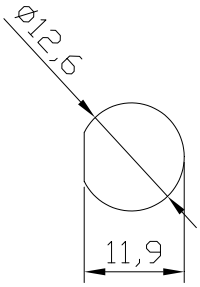

Derating Curves

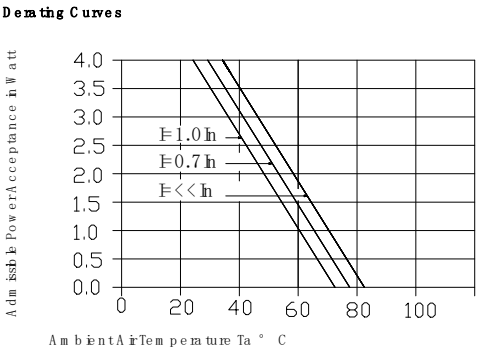

Optional accessories		Description
17ATG		Snap-on head cover for H3-17A
17BTG		Screw-on head cap fits H3-17B
17LM		Plastic nut