Hinew Electric Co., Ltd.

Fuseholder H3-16(H3)

Shock-Safe Fuseholder, 5 x 20 ,



H3-16



H3-16-1

图片

250VAC 2.5W/10A

Description

- Quick-conntect or solder terminals

References

Weblinks

pdf, General Product Information, Approvals, RoHS, CHINA-RoHS, e Store

Standards

IEC60127-6
UL4248-1/UL512
GB9364.6

Approvals

- VDE Certificate Number: 134125
' UL File Number: E239034

Technical Data

Shocksafe Category	PC2	Soldering Methods	Iron
Fuse-Link	5 x 20 mm	Solderability	350℃ / 2sec acc. to IEC 60068-2-20, Test Ta, method 2
Mounting	Panel Mount, Front-Side		
Mounting	Fixing Nut	Resistance to Soldering Heat	350℃ / 10sec acc. to IEC 60068-2-20, Test Tb, method 2
Terminal	Solder or Quick-Connect 2.8 x 0.5 mm		
Rated Voltage	250VAC	Contact Resistance	< 5mΩ at 20 mV
Rated Current	10A (VDE), 10A (UL)	Dielectric Strength	> 3kV between L-N > 4kV between L/N-PE (50Hz; 1 min)
Rated Power Acceptance	2.5W / 10A @ Ta 23℃		
IEC	Admissible power acceptance at hig her ambient temperature see derating curves	Impulse Withstand Voltage	> 4kV between L-N > 6kV between L/N-PE
Degree of Protection	IP 40	Insulation Resistance	> 10MΩ between L-N > 100MΩ between L/N-PE (500VDC; 1 min)
Protection Class	Suitable for appliances with protection class 1 or 2 acc. to IEC 61140		
Admissible Ambient Air Temp.	-40℃to85℃	Overvoltage Category	I - III acc. to IEC 60664-1
Climatic Category	40/085/21 acc. to IEC 60068-1	Pollution Degree	1 - 3 acc. to IEC 60664-1
Material: Socket/Cap/Nut	Thermoplastic, black, UL 94V-0	Admissible Torque on Fixing Nut	max 1.2Nm
Material: Terminals	Tin-Plated Copper Alloy		
Unit Weight (Socket/Cap/Nut)	3.09g /1.41g/0.3g	Panel Thickness s	max 7mm
Storage Conditions	0℃ to 60℃, max. 70% r.h.		
Product Marking	, Type, Voltage, Current, Approvals		

Hinew Electric Co., Ltd.

Specifications

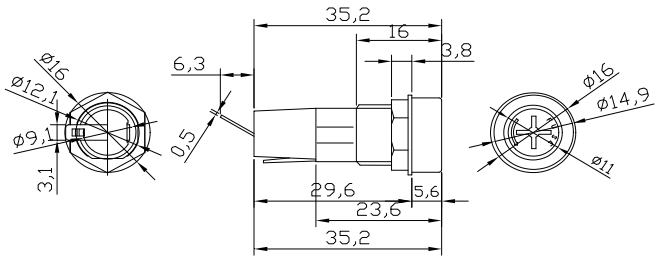

Mounting holes

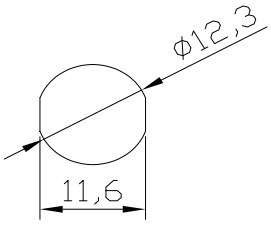

Derating Curves

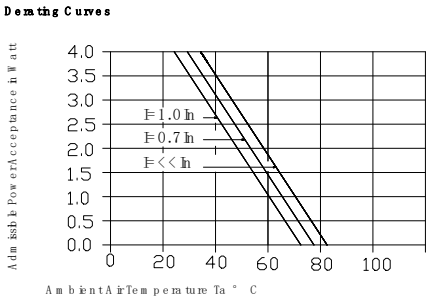

Optional accessories		Description
16TG		Screw-in head cover
16TG		Screw-in head cover
16LM		Plastic nut