Hinew Electric Co., Ltd.

Fuseholder H3-13A/C/D

Shock-Safe Fuseholder, 6 x 30mm ,



H3-13A/C



H3-13D

250VAC 10A

Description

- Quick-conntect or solder terminals

References

Weblinks

pdf, General Product Information, Approvals, RoHS, CHINA-RoHS, e Store

Standards

IEC60127-6
UL4248-1/UL512
GB9364.6

Approvals

' UL File Number: E239034

Technical Data

Shocksafe Category	PC2
Fuse-Link	6 x 30mm
Mounting	Panel Mount, Front-Side
Mounting	Fixing Nut
Terminal	Solder or Quick-Connect 4.7 x 0.5 mm
Rated Voltage	250VAC
Rated Current	10A (UL)
Degree of Protection	IP 40
Protection Class	Suitable for appliances with protection class 1 or 2 acc. to IEC 61140
Admissible Ambient Air Tem	-40℃to85℃
Climatic Category	40/085/21 acc. to IEC 60068-1
Material: Socket	thermosetting, black, UL 94V-0
Material: Terminals	Tin-Plated Copper Alloy
Unit Weight (Socket/Cap)	4.94 g / 5.05 g
Storage Conditions	0℃ to 60℃, max. 70% r.h.
Product Marking	Type, Voltage, Current, Approvals

Soldering Methods	Soldering
Solderability	350℃ / 2sec acc. to IEC 60068-2-20, Test Ta, method 2
Resistance to Soldering Heat	350℃ / 10sec acc. to IEC 60068-2-20, Test Tb, method 2
Contact Resistance	< 5mΩ at 20 mV
Dielectric Strength	> 3kV between L-N > 4kV between L/N-PE (50Hz; 1 min)
Impulse Withstand Voltage	> 4kV between L-N > 6kV between L/N-PE
Insulation Resistance	> 10MΩ between L-N > 100MΩ between L/N-PE (500VDC; 1 min)
Overvoltage Category	I - III acc. to IEC 60664-1
Pollution Degree	1 - 3 acc. to IEC 60664-1
Admissible Torque on Fixing Nut	max 1.2Nm
Panel Thickness s	max 7mm

Hinew Electric Co., Ltd.

Abmessungen

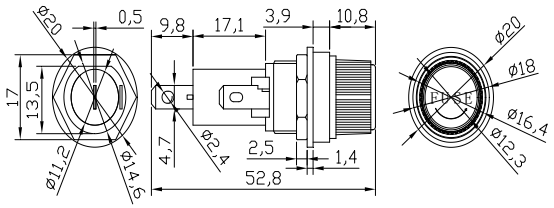

H3-13A/C

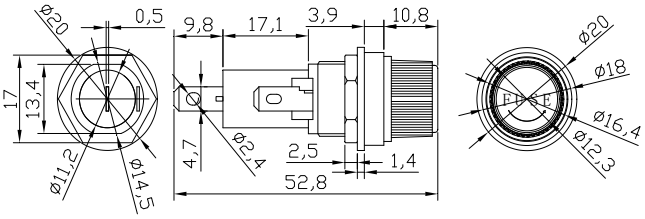

H3-13B

Mounting holes

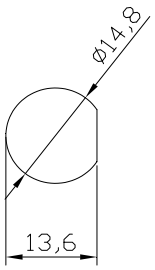

H3-13A

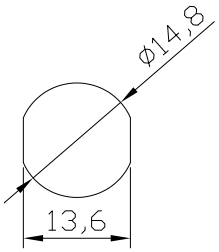

H3-13D

Optional accessories		**Description**
13TG		Screw-in head cover
53DP		Come on paper spacers
22XLM		metal nut
44slm		Plastic nut
		Rubber waterproof ring