

拓展箱宣传册

Expanded Container House Introduction

外观/尺寸（Appearance/Size)






10尺 双翼拓展箱10FT Expanding container house

拓展尺寸Expandable size	L2950*W6440*H2480mm
内部尺寸Internal size	L2370*W6140*H2240mm
折叠尺寸Folded size	L2950*W2200*H2480mm
占地面积 Floor Area	18.5㎡

装柜数量：40尺高柜装4套 Quantity: 4 sets loaded in 40HQ

F720 小双翼拓展箱 F720 Small expansion container house

拓展尺寸Expandable size	L5900*W5000*H2480mm
内部尺寸Internal size	L5460*W4400*H2310mm
折叠尺寸Folded size	L5900*W700*H2480mm
占地面积 Floor Area	29㎡

装柜数量：40尺高柜装6套 Quantity: 6 sets loaded in 40HQ

外观/尺寸（Appearance/Size）






20尺 双翼拓展箱 20FT Expanding container house

拓展尺寸Expandable size	L5900*W6480*H2480mm
内部尺寸Internal size	L5460*W6320*H2235mm
折叠尺寸Folded size	L5900*W2200*H2480mm
占地面积 Floor Area	38㎡

装柜数量：40尺高柜装2套Quantity: 2 sets loaded in 40HQ

40尺 双翼拓展箱 40FT Expanding container house

拓展尺寸Expandable size	L11800*W6220*H2480mm
内部尺寸Internal size	L11200*W6060*H2200mm
折叠尺寸Folded size	L11800*W2200*H2480mm
占地面积 Floor Area	74㎡

装柜数量：40尺高柜装1套Quantity: 2 sets loaded in 40HQ

金属雕花（Metal engraving)

我们常用的外墙材料是16毫米厚的金属雕花板、长城板与EPS夹芯墙板。这些材料能确保集装箱房屋在各类环境中既实用，又具备美观的视觉效果。

Our commonly - used exterior wall materials are 16 mm metal carved panels, Great Wall panels and EPS sandwich wall panels. These materials ensure that container houses are practical and visually attractive in various environments.


GM-16-大山木


GM-17-黄鸡翅木


GM-18-红鸡翅木


GM-19-双色柚木


GM-20-松木节


GM-21-黑鸡翅木


GM-22-松木


GM-23-檀木


GM-24-红檀木













GM - 42-单色文化石



GM-43-双色文化石



GM-86-松木节



GM-87-红鸡翅木



GM - 88 - 浅灰



GM - 89 - 古墙灰



GM-52-浅棕砂中盖沟



GM-53-古墙灰中盖沟



GM-56-天使白单斜沟



GM-57-沙漠黄单斜沟



GM-65-古墙灰中沟平面



GM-66-天使白中沟平面











GM-01-天使白标砖



GM-02-象牙白标砖



GM-07-古墙灰标砖



GM-08-砖红标砖



GM-05-沙漠黄标砖



GM-06-浅灰标砖



GM-13-双色青砖



GM-09-浅棕砂标砖



GM-10-普蓝标砖



GM-11-三色立体红砖



GM-12-三色立体灰砖















门窗展示（Door and Window Display）

入户门（Entrance door）








窗户（Window）








室内展示（Interior display）

卧室门
Bedroom door








卫生间门
Bathroom door









卫生间
Bathroom








室内展示 （ Indoor display）

客厅
Living room







厨房
Kitchen








卧室
Bedroom








20FT floor plan



一室一厅一卫一厨
1BR+1LR+1BA+1KT



两室一厅一卫一厨
2BR+1LR+1BA+1KT



三室一卫一厨
3BR+1BA+1KT



四室一卫
4BR+1BA

Note: BR=bedroom , LR=living room , BA=bathroom, KT=kitchen

40FT floor plan



一室一厅一卫一厨
1BR+1LR+1BA+1KT



两室一厅一卫一厨
2BR+1LR+1BA+1KT



三室一厅两卫一厨
3BR+1LR+2BA+1KT



四室一厅一卫一厨
4BR+1LR+1BA+1KT

立体图展示（Three-dimensional diagram presentation）









材料展示（Material Display）



PVC地板革

PVC vinyl flooring



石塑地板

SPC flooring



竹木纤维板

WPC wall panel

工艺对比(Craft Comparison)













插座（Socket)













底部保温工艺(Bottom insulation process)



底部喷聚氨酯做保温

Bottom sprayed PU insulation





底部填充EPS保温

Bottom filled EPS insulation





底部石墨烯地暖

Bottom graphene floor heating system

质检流程（Quality inspection process）



根据配置参数进行检测

Detection based on configuration parameters





检测框架料头厚度

Detect frame material thickness





侧面框架宽度长度检测

Detect side frame width and length





测量框架底部长度宽度

Measure frame bottom length and width



入户门质检

Entrance door quality inspection



窗户质检

Window quality inspection



卫生间质检

Bathroom quality inspection





根据配置单进行房子整体质检

Inspect all house components according to configuration list





房子电路检测

Inspect house electrical circuits





房子试水检测

Inspect house water supply



房子整体配件检测

Inspect all house components





折叠缠膜状态检测

Inspect folding and wrapping film condition

生产工序流程图
(Production process flowchart)

选料 Selecting materials → 下料 Cutting materials → 焊接 Welding → 框架拼装 Frame assembly → 打磨 Polishing → 烤漆 baking paint → 组装 Assembly → 铺地板 lay flooring → 打孔穿线 Drilling and threading → 打板 Installation of corrugated boards → 上下水管安装 Installation of water pipes → 地板安装 Installation of flooring → 隔断安装 Installation of partitions → 门窗安装 Door and window installation → 卫浴安装 Bathroom installation → 电路安装 Electrical installation → 主顶打板 Installation of main ceiling boards → 做第一层防水 Applying first layer of waterproofing → 铺装瓦楞板 Laying corrugated boards → 做第二层防水 Applying second layer of waterproofing → 缠膜打包 Wrapping and packaging → **发货 shipment**





切割镀锌方管
Cutting galvanized square tubes



主框架焊接
Main frame welding



主框架拼装焊接
Main frame assembly and welding



打磨框架
Frame grinding



安装框架管道暗线
Installation of frame piping and concealed wiring



静电喷塑烤漆
Electrostatic powder coating and baking



地板安装
Floor installation



墙板安装
Wall panel installation

打包发货流程(Packing ang Shipping Process)



粘密封胶条
Adhesive sealing strip



活动窗户粘胶布
Activity window adhesive tape



房子配件打包
House accessories packaging



墙壁和地板铺泡沫
Walls and floor are covered with foam



卫生间打包
Toilet packing



橱柜打包
Cabinet packing

发货
Delivery





收房流程图展示
Floor plan of the house delivery process



发货实拍 (Shipment On-site Shooting)














折叠房展示(Folding House Display)














折叠房介绍FOIDING HOUSE INTRODUCTION

折叠房安装简单牢固美观，现场安装无需地坪，安装只需3-5分钟，打开自成一体，可反复折叠500次，使用周期可以长达10年，拆装简单，方便运输，运输成本也比较低，相比传统的彩钢房能节约2/3的零件费用。
可用于医疗救灾、部队营房、地震灾后安置、公路、铁路、楼宇、风电、光电、石油勘探、危房应急等。拆装快速便捷、无需专业施工队、无施工垃圾，缩短拆装时间，二次利用无破损、节省运输和拆装费用，美观、耐用、低碳、绿色、环保。

Foldable houses feature simple installation, sturdy construction, and an attractive appearance. On-site assembly requires no foundation preparation and takes only 3-5 minutes. They unfold into a self-contained structure, can be folded and unfolded over 500 times, and have a service life of up to 10 years. Easy disassembly facilitates convenient transportation with low shipping costs. Compared to traditional color-coated steel houses, they reduce parts costs by two-thirds.
Applications include medical disaster relief, military barracks, post-earthquake housing, highways, railways, buildings, wind power, photovoltaic projects, oil exploration, and emergency response for unsafe structures. Features rapid assembly/disassembly without specialized crews or construction waste, shortened setup times, damage-free reuse, reduced transport/installation costs, and an aesthetically pleasing, durable, low-carbon, eco-friendly design.

客户来访工厂
Customer factory vist








生产车间实拍
Actual shot of the production workshop





房子落地实拍回传
Return of on-site photos of houses after completion






