

Wall-Mounted Battery 48V 100AH

Technology

Lithium Iron Phosphate (LiFePO4)	
Nominal Voltage	51.2V
Rated Capacity	100AH
Charge Method	CC/CV
Charge Voltage	58.4V
Bulk/Absorption Voltage	58.4V
BMS Balancing Voltage	Any cell voltage $\geq 3.45V$ Max Voltage difference between cells $> 30mV$ In Charging
Equalize Voltage	Not applicable
Float Voltage *	Not applicable
Temperature Compensation	No/Disable
Charge Cut-off Voltage	58.4V
Discharge Cut-off Voltage	40V
Recommended Charge Current	50A
Recommended Discharge Current	50A
Maximum Continuous Charge Current	100A
Maximum Continuous Discharge Current	100A
Peak Current	120A/2s
WiFi	Yes
Bluetooth	Yes
Communication	CAN/RS485/RS232
Self Heating	No
Protection Rating	IP30
BMS Protection	<ul style="list-style-type: none"> • Over and Low voltage • Charge and Discharge Over current • Short circuit • High and Low temperature
Internal Resistance	$\leq 30m\Omega$
BMS Leakage Current	$\leq 10mA$
Charge Temperature Range	32°F (0°C) to 131°F (55°C)
Discharge Temperature Range	-4°F (-20°C) to 131°F (55°C)
Storage Temperature 1 week	-4°F (-20°C) to 149°F (65°C)
Storage Temperature 1 month	-4°F (-20°C) to 113°F (40°C)
Storage Temperature 1 year	-4°F (-20°C) to 77°F (25°C)
Humidity Operating:	5% to 90 % RH
Humidity Storage:	35% to 85% RH
Certifications: MSDS; UN38.3; CE; PSE	
Cycle Life	6000 cycles

FEATURES:

- BMS Protection**
 Overcharge/Over-discharge Protection, Charge/Discharge Over-current Protection, Short-Circuit Protection, Battery Voltage Self-Balancing, High and Low Discharge Cut-off.
- Long Lifespan**
 Can be cycled up to 6000 times, with a lifespan of up to 20 years.
- Multi-Brand Compatibility**
 Compatible with multiple inverter protocols from various brands, supports CAN/RS485 for seamless communication with popular solar inverters.
- More secure and efficient**
 Each battery has two pairs terminals for positive and negative poles, allow more connections to improve the conductive efficiency and safety.
- Smart Monitoring**
 Easily monitor your battery's status through the mobile app, which supports both Bluetooth and WiFi connections. Stay informed on your battery's health and performance in real-time.
- Wall-mounted and Humanized design**
 Equipped with Bracket for mounting on the wall; Two handles for easy handling and installation.
- Capacity Expansion**
 Up to 15 units can be connected in parallel, expandable to 76.8kWh.

Max Connected
IN Parallel
15 Units

Max Connected
IN Series
1 Units

Unit Dimensions



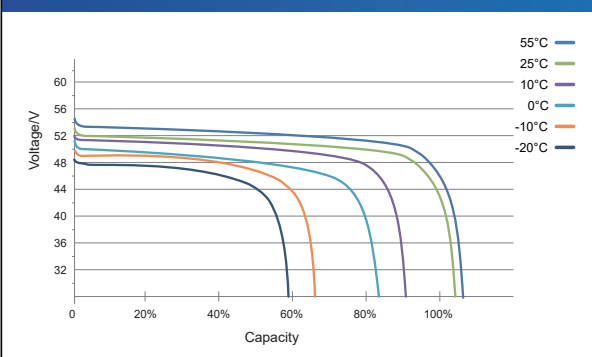
Mechanical

Length	17.72in / 450mm
Width	8.54in / 217mm
Height	22.83in / 580mm
Weight	116.84lbs / 53kg
Terminals	M8 insert

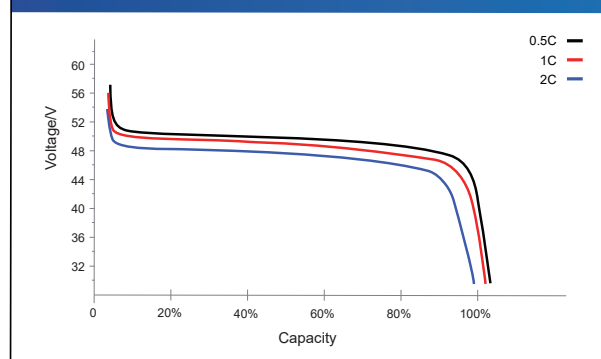
Materials

Case and Cover	METAL
Color	WHITE

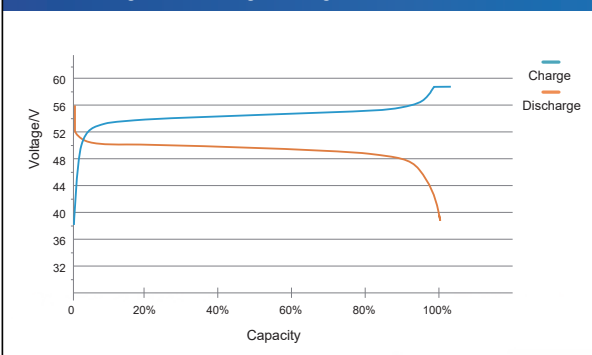
Discharge Characteristics At Various Temperatures



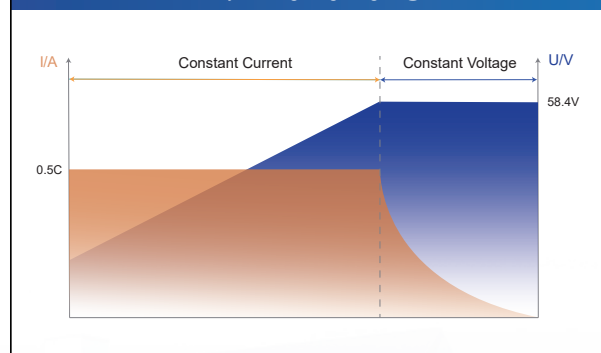
Discharge Characteristics At Various Rates



Charge & Discharge Voltage Characteristics



LiFePO4 Battery Charging Logic @0.5C



PLEASE NOTE

- ★ Lithium batteries ship under Class 9 Dangerous Goods PI 965 Section IA. Please contact your carrier company to determine their requirements for shipping. MSDS Sheets are available upon request.
- ★ Float charging is not applicable to lithium iron phosphate batteries, long-term float charging will accelerate battery aging or damage. If you have to set the float voltage for MPPT/PWM charge controller in solar system, we suggest to set it to (12V Battery)13.2V-13.6V, (24V Battery)26.4V-27.2V, (36V Battery)39.6V-40.8V, (48V Battery)52.8V-54.4V.