

Thanks for choosing our products, in order to protect your consumption right and personal safety, please read this instruction carefully before uses and keep this as the future reference.

Attention:

- Before installing the luminaire, please check whether the rated voltage of the luminaire is consistent with the voltage of the wiring power supply to avoid damage to the luminaire due to voltage inconsistency.
- Touching these parts without disconnecting the power supply may cause an electric shock. So, installation must be done by professional electrician.
- Please ensure the power has been cut off before installation, in order to prevent the electric shock, make sure the power supply that can't be resumed by anybody before the job done.
- Keep the surface of the lamp housing and transparent parts clean to ensure good light transmission.
- Plastic materials are used in some parts of the spotlight. Applying organic solvents (such as benzene), or other chemicals for cleaning may cause deformation or discolouration. Clean the device gently, using a soft dry cloth.
- Each fixing screw must be tightened when installing.
- The cable entry line should be fixed and prevented from pulling the wire and damaging the lamp.
- Avoid collision with hard objects to avoid scratches.
- Do not spray or pour water on the unit, this may cause an electric shock.
- Do not install the unit in locations subject to high and/or low temperatures (this may damage the LED lamp).
- The maintenance should be done by the professional. The luminaire must be grounded reliably and non-professionals must not disassemble the luminaire.
- The front-end power supply must be cut off during installation. The power supply must be cut off when repairing or replacing parts.
- The defective ballast could not be treated as the normal rubbish and should be returned and make use of the normal parts.
- Regarding the repair of the equipment contact Technical Support.

Dongguan Fitlight Lighting Co.,Ltd.

Add: 10th floor, building C1, Songhu Zhigu building, No. 9, Yanhe South Road, Liaobu Town, Dongguan City, Guangdong Province, China.

Email : liu@fitlight-tech.com URL: www.fitlight-tech.com / <https://fitlight.en.alibaba.com>

FEITL
 东莞市菲特莱照明有限公司
 DONGGUAN FITLIGHT LIGHTING CO.,LTD

OEM/ODM

Professional Lighting Product Manufacturer

1. 14+ Years of Industry Leadership
2. Full Customization (OEM/ODM)
3. Certified Excellence: Globally recognized certifications (CE, RoHS, SAA, etc.)
4. Energy-Efficient & Sustainable Solutions
5. Competitive Pricing & Fast Turnaround
6. Dedicated R&D & Continuous Innovation

<h1>14⁺</h1> <p>Production experience</p>	<h1>3000^{+m²}</h1> <p>Factory space</p>	<h1>50⁺</h1> <p>Patent certificate</p>
<h1>100⁺</h1> <p>Projects</p>	<h1>10000^{+pcs}</h1> <p>Daily output value</p>	<h1>100⁺</h1> <p>Service country</p>



Dongguan Fitlight Lighting Co.,Ltd.

Add: 10th floor, building C1, Songhu Zhigu building, No. 9, Yanhe South Road, Liaobu Town, Dongguan City, Guangdong Province, China.

Email : liu@fitlight-tech.com URL: www.fitlight-tech.com / <https://fitlight.en.alibaba.com>

Features and Benefits

- Light source: COB LED
- Long LED life: More than 50,000 hours
- Low heat, less than 60°C
- No UV or IR light radiation
- No mercury or other inorganic
- Homogeneous flood illumination
- Machined aluminum heat fins with excellent thermal efficiencies
- The LED down light is available in the following white color temperatures:
2700/3000/4000/5000/6000K
- 3 or 5 years limited warranty(3 years for Epistar LED chip model and 5 years for Cree /OSRAM LED chip version)
- Works with worldwide lighting systems
AC220/240V



Typical Applications

- Spot lighting
- Retail Store lighting
- Commercial lighting
- Residential lighting
- General lighting
- Energy Saving Programs
- Sustainable Energy



Many other styles are available



Dongguan Fitlight Lighting Co.,Ltd.

Add: 10th floor, building C1, Songhu Zhigu building, No. 9, Yanhe South Road, Liaobu Town, Dongguan City, Guangdong Province, China.


Email : liu@fitlight-tech.com URL: www.fitlight-tech.com / <https://fitlight.en.alibaba.com>

PRODUCT SPECIFICATIONS

LAMP TYPE	Down light series
Shape	Four heads grille down light
LIGHT SOURCE	Cree /OSRAM or Epistar COB LED
Power	4*7W/4*12W/4*15W/4*20W
BEAM ANGLE	15°/24°/36°±3°
RENDERING INDEX (Ra)	>80Ra or 90Ra
Color Temperature	2700/4000/5000K(Cree /OSRAM); 3000/4000/6000K(Epistar)
Efficiency	85-90lm/w for non-dimmable model; 80-85lm/w for dimmable model
OPTICS	Aluminum coating reflector
HEATSINK	Machined pure aluminum with anodize finish
BASE TYPE	External Driver
DIMMABILITY	Dimmable / Non-dimmable Model

360° rotation up and down 15° angle adjustment

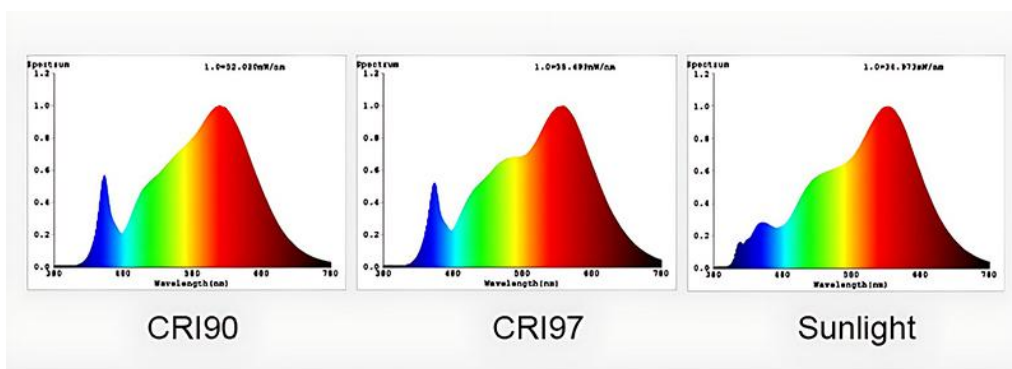
Accurate angle, anti glare



Dongguan Fitlight Lighting Co.,Ltd.

Add: 10th floor, building C1, Songhu Zhigu building, No. 9, Yanhe South Road, Liaobu Town, Dongguan City, Guangdong Province, China.

Email : liu@fitlight-tech.com URL: www.fitlight-tech.com / <https://fitlight.en.alibaba.com>



CCT option



Material Brand Cooperation

PHILIPS

CREE

OSRAM

EAGLECRISE

LIFUD

bridgelux

powered by
TRIDONIC

LUMINUS

EPISTAR

BOKE

KR
KERUI GROUP

CITILED
The Light Engine

COB brand



Other brands are also available

Power brand



Five-year warranty, no flicker PF>0.9

Dongguan Fitlight Lighting Co.,Ltd.

Add: 10th floor, building C1, Songhu Zhigu building, No. 9, Yanhe South Road, Liaobu Town, Dongguan City, Guangdong Province, China.

Email : liu@fitlight-tech.com URL: www.fitlight-tech.com / <https://fitlight.en.alibaba.com>

ENVIRONMENTAL SPECIFICATIONS

TEMPERATURE RANGE Ambient: -20°C to 40°C; Surface of Lamp: 60°C to 70°C

HUMIDITY RANGE 0 to 95% non-condensing humidity

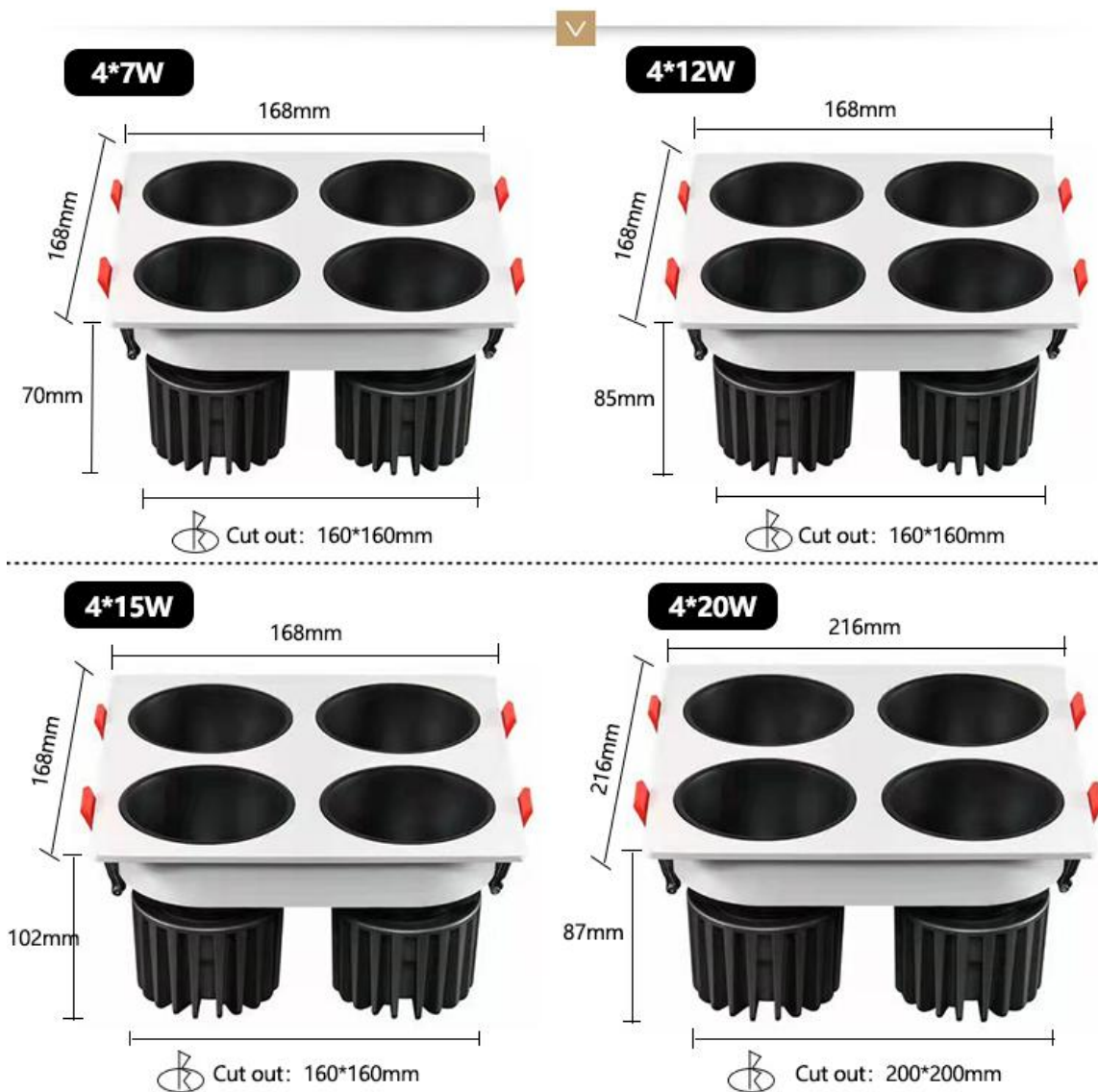
PRODUCT CODE: FT-GL07-4*X₁/X₂

X1: Power

X2: LED chip(CREE /OSRAM or EPISTAR)

PRODUCT SIZE and CUT OUT

Product size - four head



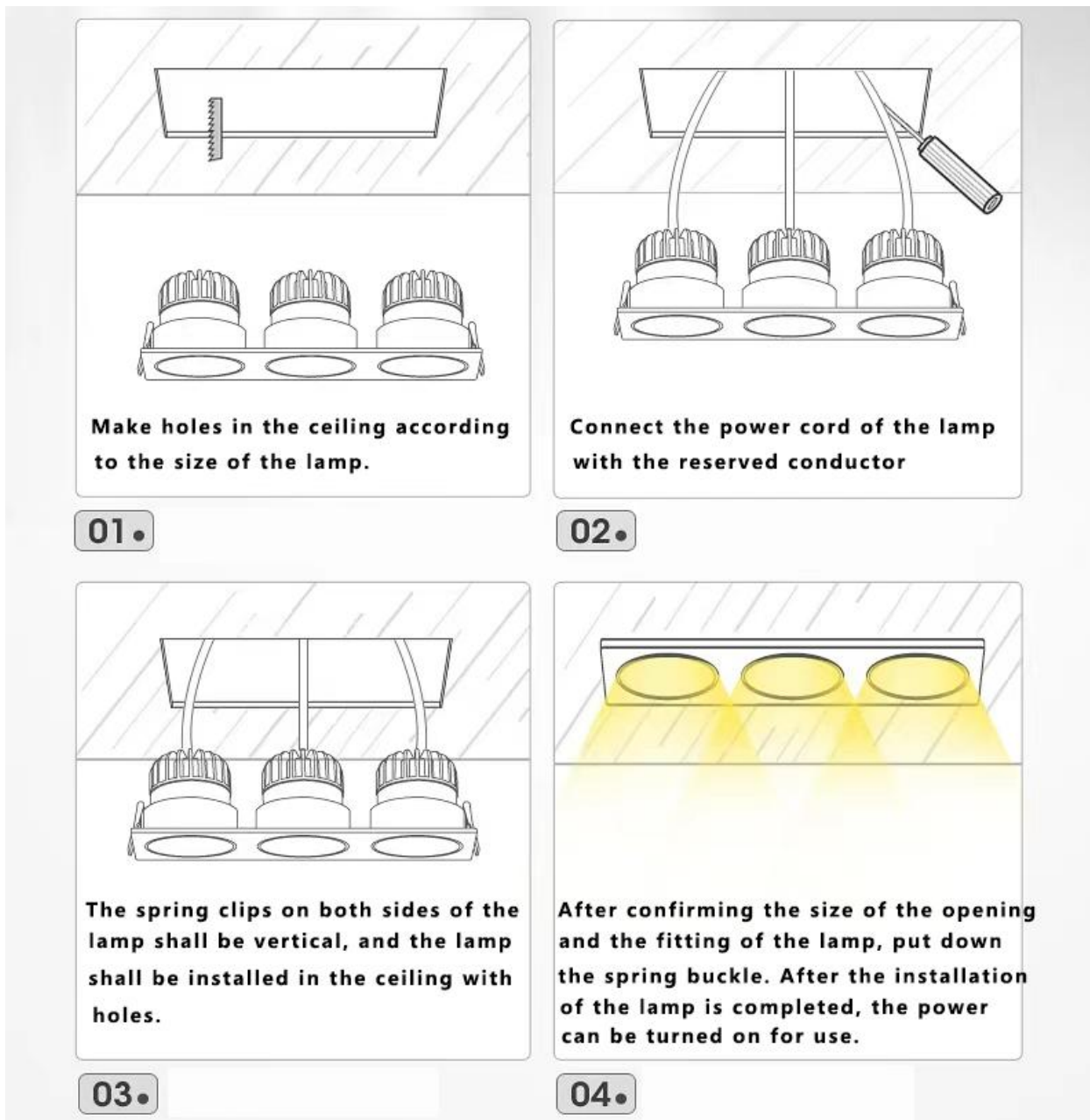
Dongguan Fitlight Lighting Co.,Ltd.

Add: 10th floor, building C1, Songhu Zhigu building, No. 9, Yanhe South Road, Liaobu Town, Dongguan City, Guangdong Province, China.

Email : liu@fitlight-tech.com URL: www.fitlight-tech.com / <https://fitlight.en.alibaba.com>

Installation of Light with springs:

The installation method can be installed according to the installation diagram of the luminaire. The installation position of the luminaire is selected by the embedded installation, and the hanging parts, cables, installation tools, etc. required for installation are prepared. The luminaires are led out according to relevant specifications, and the luminaires are hanged by hanging parts, etc. The back cover is pre-selected and properly hung or embedded to the pre-selected position.



The front-end power supply must be cut off during installation. The power supply must be cut off when repairing or replacing parts.

Dongguan Fitlight Lighting Co.,Ltd.

Add: 10th floor, building C1, Songhu Zhigu building, No. 9, Yanhe South Road, Liaobu Town, Dongguan City, Guangdong Province, China.

Email : liu@fitlight-tech.com URL: www.fitlight-tech.com / <https://fitlight.en.alibaba.com>

Caution:

- WARNING-Risk of fire or electric shock. LED Down light installation requires knowledge of luminaire electrical systems.
- If not qualified, do not attempt installation. Contact a qualified electrician.
- WARNING-To prevent wiring damage or abrasion, do not expose wiring to edges of sheet ; metal or other sharp objects.

Hygiene & Safety

- Provide the illumination required in the work area for moving parts.
- We advise to use the soft cloth to clean up and do not attempt to use any chemical agent.
- In order to avoid any damages from the surface.
- Minimize the accumulation of dirt on the lamps and spotlights;
- For your safety, please cut off the power supply before changing or cleaning the lamp source.
- Facilitate maintenance.

Dongguan Fitlight Lighting Co.,Ltd.

Add: 10th floor, building C1, Songhu Zhigu building, No. 9, Yanhe South Road, Liaobu Town, Dongguan City, Guangdong Province, China.

Email : liu@fitlight-tech.com URL: www.fitlight-tech.com / <https://fitlight.en.alibaba.com>