

Application Industry



Standard Configuration

- 1. "Dual digital display" keyboard
- 2. 485 communication, support Ethernet extension cable
- 3. 5 digital input terminals, support 100KHz pulse signal, support input signal polarity selection
- 4. One relay output
- 5. Support one 100KHz pulse signal output, support parameter setting "two relays", multi-functional expansion interface supports "eight relays"
- 6. 3 channels of analog input, AI1 and AI2 are independent, both support current 0/4 - 20mA or voltage 0~10V input, AI3 fixed panel potentiometer
- 7. One channel of voltage and current analog output,
- 8. Provide +10V and +24V two-way power supply at the same time
- 9. Brake unit
- 10. Simple PLC, support PID modification setting
- 11. Sixteen-stage speed control,
- 12. 4 groups of acceleration and deceleration time settings
- 13. VF mode, support fire emergency EPS
- 14. Jump frequency mode, frequency detection
- 15. High frequency output, support 3000Hz
- 16. Run/stop timing
- 17. Use time timing, support random password release, avoid malicious arrears
- 18. External temperature detection, support constant temperature control
- 19. The whole series of models will not explode in short circuit, input and output phase loss protection + conventional function protection
- 20. Support switching of parameter positions between main display and auxiliary display, and support arbitrary selection of display target content
- 21. One drag four constant pressure + auxiliary pump function, support arbitrary selection mode
- 22. Integrated one drag four constant + auxiliary pump operation status display
- 23. Support low-power single-phase 220V boost three-phase 380V
- 24. Support modification or addition of functional items, focus on meeting specific users and partners, customize differentiated special products, and facilitate coverage of wider market needs.



Application Industry



Zhejiang Shuoshi Electric Technology Co., Ltd.
No. 77-3, Wei 19th Road, Economic Development Zone,
Yueqing City, Zhejiang Province
Tel: +86 136 6876 6530
E-mail: support@sosiat.com
<http://www.sosiat.com>



SHBF700
SHBF700 ENHANCED UNIVERSAL
FREQUENCY CONVERTER



Running control

Control mode: Linear V/F control, square V/F control, V/F separation mode, SVPWM modulation
Overload capacity: G model: 150% overload for 60s, 180% overload for 3s; P model: 120% overload for 60s, 150% overload for 3s
Carrier frequency: 1.0KHz~8.0KHz

Functional Application

- Frequency setting method: digital setting, analog setting, serial communication setting, multi-stage speed, PID setting, etc.
- Simple PLC application, PID control function
- Professional-level constant pressure water supply/constant temperature control application, automatic sleep and wake-up can be set arbitrarily
- Multi-stage speed control function: 8-stage speed control, 16-stage speed control
- 4 sets of linear acceleration and deceleration time, which can be switched according to requirements, the highest resolution is 0.01s
- Shortcut multi-function keys, user-definable multi-function shortcut keys
- The software current limiting/overvoltage function can be set to keep the output current not exceeding the limit according to the load change and avoid frequent alarms
- Automatic voltage adjustment function: when the grid voltage changes, it can automatically keep the output voltage constant
- Provide dozens of various fault protection functions: short circuit, software current limit, fast current limit, software overcurrent, overtemperature, overvoltage, undervoltage,Input/output phase loss protection function
- Equipped with dual digital display keyboards as standard, two keyboards can be connected at the same time, and the keyboard type is automatically identified to support hot swapping
- Independent trial time timing

Input and Output range

Input voltage range: single-phase 220V/three-phase 220V/three-phase 380V/three-phase 480V ±15%
Input frequency range: 47~63Hz
Output voltage range: 0 ~ rated input voltage
Output frequency range: 0.00Hz~300.00Hz or 300.0Hz~3000.0Hz two frequency outp

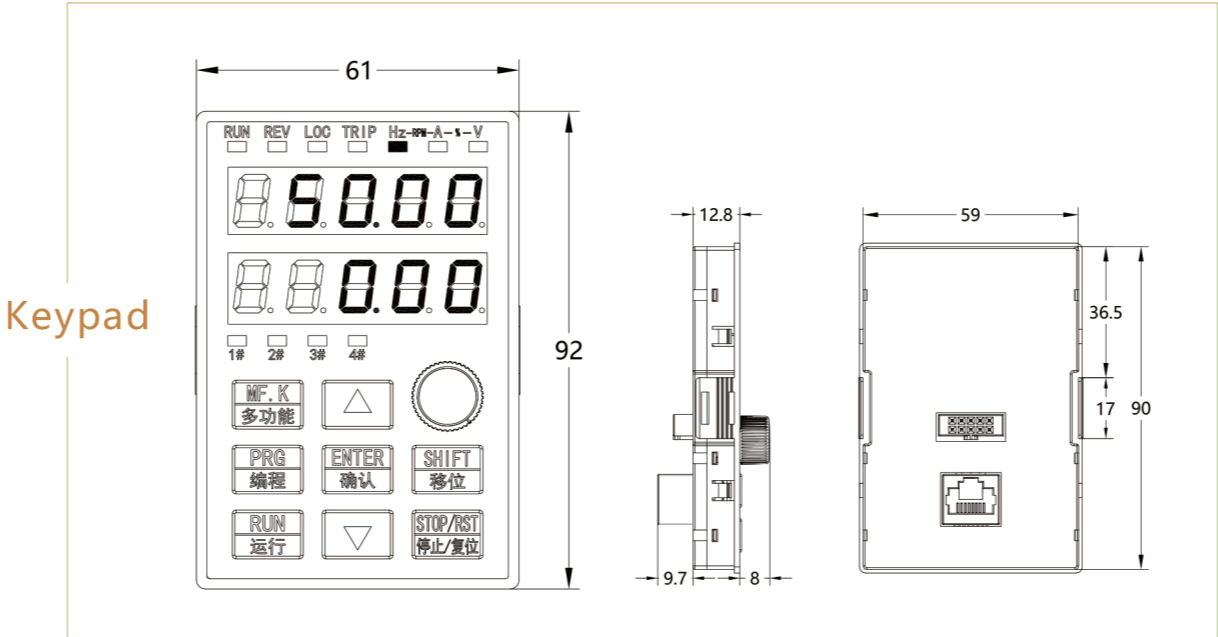
Peripheral Interface Features

- Programmable digital input: 5 digital inputs (one of which supports high-speed pulse input)
- Programmable high-speed input: up to 100KHz pulse input
- Programmable analog input:
- 3 AI analog inputs; AI1 is the same as AI2: 0~10V or 0/4~20mA input, AI3: fixed as panel potentiometer
- Analog output: 1 output, 0~20mA or 0~10V output can be selected respectively
- Relay output: 1 independent output, contact load capacity 250VAC 3A
- Programmable extension relay output: supports up to 100KHz pulse output, and supports parameter setting as collector open-drain switch output
- Communication interface: 1 channel 485modbus communication interface
- Digital input supports two kinds of signal input: sink type (NPN)/source type (PNP)
- External temperature detection: support 0~5V/0~10V/4~20mA temperature transmitter temperature display/temperature control
- Expansion interface: 8-way breaker can be expanded, and functions can be customized according to requirements

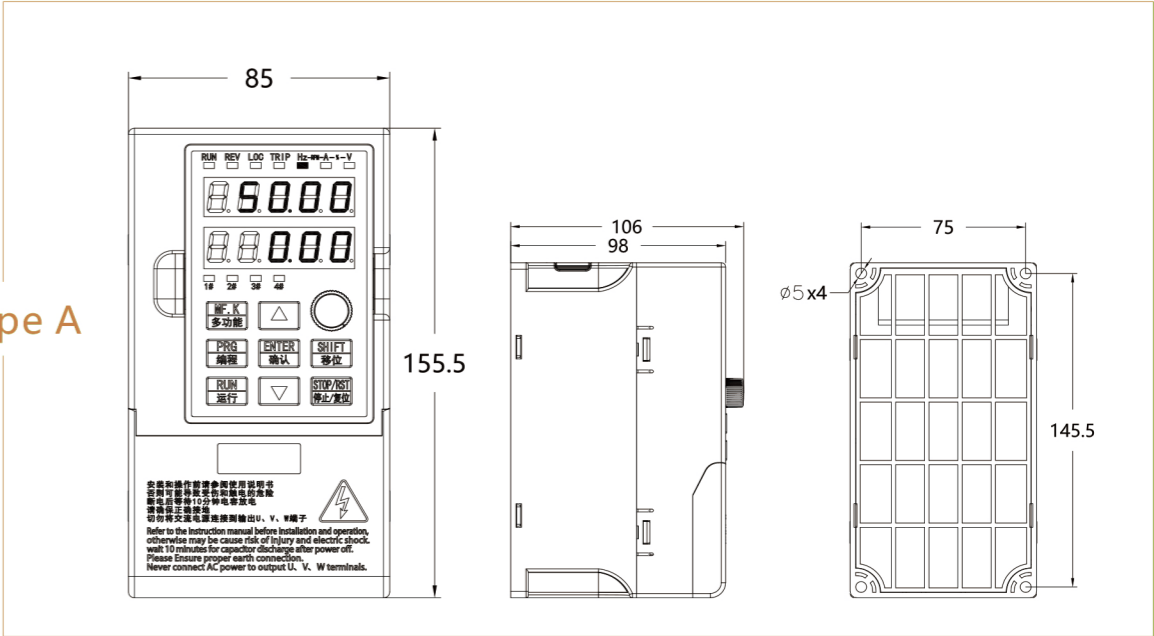
Frequency inverter Series

Model No.	Input rated voltage (V)	Rated output power(KW)	Rated output current(A)	Dimension	Remark
SHBF400-02S0.75G	Singe phase 220V ±15%	0.75KW	4A	155.5X85X106	A
SHBF700-02S1.5G		1.5KW	7A	155.5X85X106	
SHBF700-02S2.2G		2.2KW	9.6A	155.5X85X106	
SHBF700-02S3.7G		3.7KW	17A	211X117.5X137	
SHBF700-02S5.5G	3phase 220V ±15%	5.5KW	25A	259X148X167	B
SHBF700-02T0.75G		0.75KW	3.8A	155.5X85X106	
SHBF700-02T1.5G		1.5KW	5.1A	155.5X85X106	
SHBF700-02T2.2G		2.2KW	9.6A	155.5X85X106	
SHBF700-02T3.7G	3phase 380V ±15%	3.7KW	17A	211X117.5X137	B
SHBF700-02T5.5G		5.5KW	25A	259X148X167	
SHBF700-02T7.5G		7.5KW	32A	259X148X167	
SHBF700-04T0.75G		0.75KW	2.1A	155.5X85X106	
SHBF700-04T1.5G	3phase 380V ±15%	1.5KW	3.8A	155.5X85X106	A
SHBF700-04T2.2G		2.2KW	5.1A	155.5X85X106	
SHBF700-04T3.0G		3.0KW	6.8A	155.5X85X106	
SHBF700-04T4.0G		4.0KW	9A	155.5X85X106	
SHBF700-04T5.5G	3phase 380V ±15%	5.5KW	13A	211X117.5X137	B
SHBF700-04T7.5G		7.5KW	17A	211X117.5X137	
SHBF700-04T11G		11KW	25A	259X148X167	
SHBF700-04T15G		15KW	32A	259X148X167	

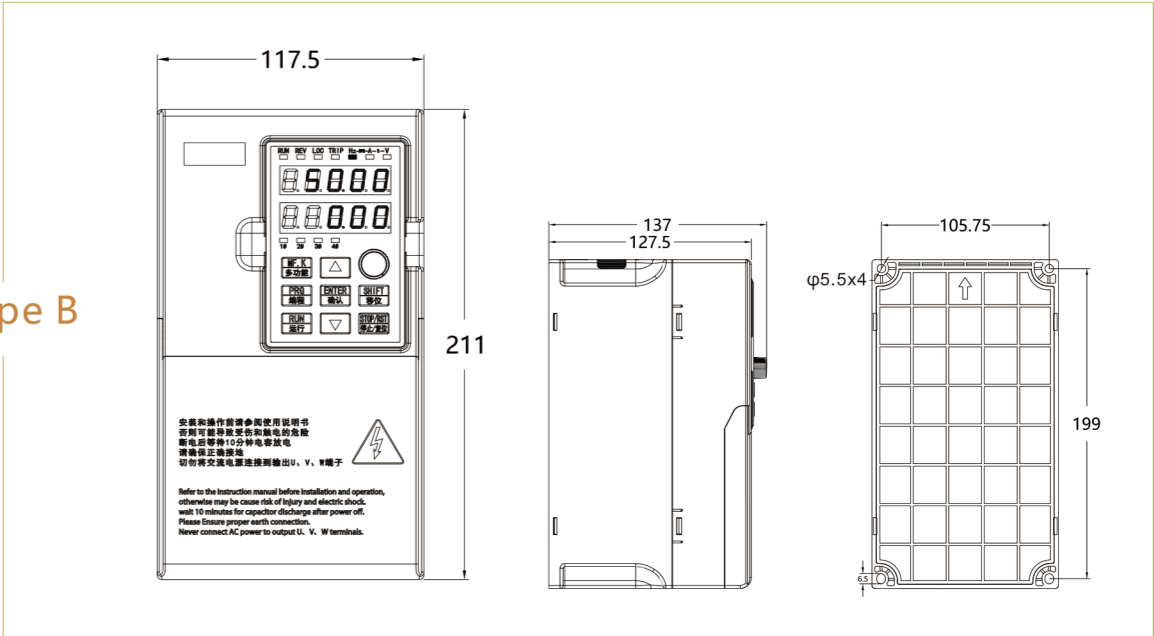
Structure Diagram



Type A



Type B



Type C

