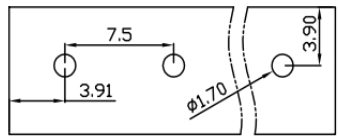
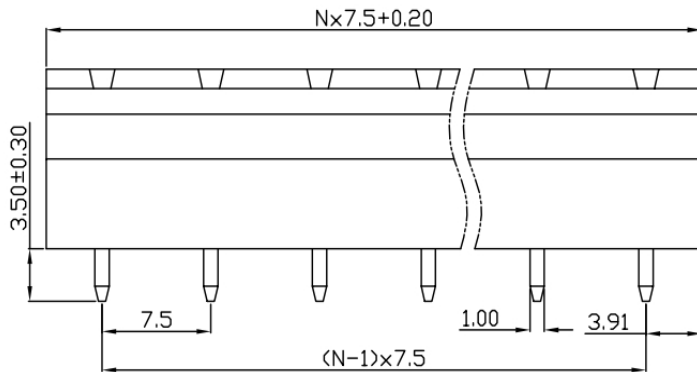
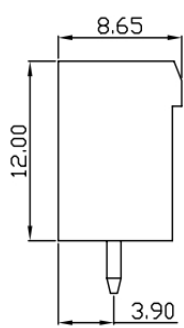
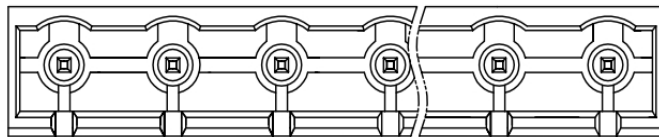


1		2		3		4		5		6		7		8	
未注公差/General tolerances(mm)															
>0 ~	>3 ~	>6 ~	>10 ~	>18 ~	>30 ~	>50 ~	>80 ~	>120 ~	>180 ~	>250 ~	>315 ~	>400 ~	>500	0.1/10	
±0.15	±0.20	±0.25	±0.30	±0.35	±0.40	±0.60	±0.80	±0.95	±1.00	±1.20	±1.60	±2.20	±2.50	±2c	

5	6	7	8
符号/SIGN	描述/DESCRIPTION	修订者/DRAWN	日期/DATE



PCB Layout



技术参数 Technical parameter:

● 产品标准/Rated Voltage	UL 1059	EN 61984	GB/T 34989
● 获得安规及标志 Access to Safety Mark			
● 证书号码/Certificate No	E338959	/	/
● 额定电压/Rated Voltage		400V	
● 额定电流/Rated Current		20A	/
● 线径范围/Wire range	/	/	/
● 硬质导线/Solid wire(AWG)	/	/	/
● 软质导线/Stranded wire(AWG)	/	/	/
● 剥线长度/Wire strip length	/		
● 绝缘耐压/Withstanding Voltage	1600V	2500V	2500V
● 温度范围/Operating temperature	-40℃~120℃		
● 焊接温度/Soldering temperature	250℃~260℃		
● 关键尺寸/Critical dimension	★		

②	四方针/Four guidelines	CU/H65	镀亮锡/Bright tin plating	N
①	主座/main body	尼龙/PA66	UL94-V0/	1
ITEM 序号	NAME OF PART 部件名称	Material 材料	NOTES 备注	QTY 用量

 FUCON	CAT NO./认证型号		SHEET: 1/1
	PATE NO./成品料号		SCALE: 1:1
	CUST NO./客户料号	/	REV.: A01
APPROVED/审批	何跃雄 2022-3-30	MODEL:	CM-2EDG-ZBV-7.5
CHECKED/核准	胡德权 2022-3-30	DRAWING NO./图号:	
DRAWN/制图	陈燕龙 2022-3-30	TYPE/图纸类型:	CUSTOMER_DRAWING
 SIZE: A4	 mm (inch)		