


MODEL: HC-728GF

400V | 1500rpm | 50Hz



ESP Standby Power	1000 kVA	PRP Prime Power	910 kVA
ENGINE	MTU	ALTERNATOR	STAMFORD
	16V2000G25		S6L1D-D4

GENERAL FEATURES

Engine: MTU 16V2000G25	Alternator: single bearing, IP23, insulation class H
40°C radiator, fans are driven by belt, with safety guard	Dry type air filter, fuel filter & oil filter
Vibration damper	Standard control panel
24V charging alternator	Exhaust bellows, elbows, flange & muffler
Lead-acid batteries, rack and cables	User manual
Permanent Magnet Generator (PMG)	

MODEL: HC-728GF**400V | 1500rpm | 50Hz****GENERATOR RATINGS**

Voltage	Hz	Phase	PF (COS Φ)	Standby Amps	Standby Ratings (kW / kVA)	Prime Ratings (kW / kVA)
440/254	50	3	0.8	1312	800/1000	728/910
415/240	50	3	0.8	1391	800/1000	728/910
400/230	50	3	0.8	1443	800/1000	728/910
380/220	50	3	0.8	1519	800/1000	728/910

Prime Power (PRP): Prime power is available for an unlimited number of annual hours in variable load application, in accordance with GB/T2820 (eqv ISO8528) ; A 10% overload capability is available for a period of 1 hour within a 12-hour period of operation.

Standby Power Rating (ESP): The standby power rating is applicable for supplying emergency power for the duration of a utility power interruption. No overload, utility parallel or negotiated outage operation capability is available at this rating.

SALES PROMISES

Baifa Power provides a full line of brand new and high quality products. Each and every unit is strictly factory tested.

Warranty is according to our standard conditions: 15 months from the date BAIFA sold to the first buyer or one year after installation or 1000 running hours (accumulated), whichever comes first.

Service and parts are available from Baifa Power or distributors in your location.

MODEL: HC-728GF**400V | 1500rpm | 50Hz****ENGINE SPECIFICATION**

Manufacturer / Model	MTU/16V2000G25
----------------------	----------------

Air intake system	Turbocharged, Air/Air inter cooling
-------------------	-------------------------------------

Fuel system	Electronic Fuel Injection System
-------------	----------------------------------

Cylinder arrangement	16 in V
----------------------	---------

Displacement	31.84L
--------------	--------

Bore and stroke	130×150 mm
-----------------	------------

Compression ratio	16:1
-------------------	------

Rated speed	1500 rpm
-------------	----------

Max. Standby power at rated speed	891kW (without fan)
-----------------------------------	---------------------

Governor type	ADEC
---------------	------

Exhaust System

Exhaust gas flow	177 m ³ / min
------------------	--------------------------

Exhaust temperature	530 °C
---------------------	--------

Max back pressure	8.5 kPa
-------------------	---------

Air Intake System

Max intake restriction	5 kPa
------------------------	-------

Combustion air flow	66 m ³ /min
---------------------	------------------------

Air flow required for radiator	1236 m ³ /min
--------------------------------	--------------------------

MODEL: HC-728GF**400V | 1500rpm | 50Hz****Fuel System**

Fuel consumption @ 100% (Prime Power) Load	198 g/kWh	189 L/h
Fuel consumption @ 75% (Prime Power) Load	198 g/kWh	144 L/h
Fuel consumption @ 50% (Prime Power) Load	203 g/kWh	102 L/h

Oil System

Total oil capacity	102L
Oil consumption	0.5% Fuel Consumption
Oil sump capacity	69~92L

Cooling System

Coolant capacity	230 L
Max water temperature	102°C

MODEL: HC-728GF**400V | 1500rpm | 50Hz**

ALTERNATOR SPECIFICATION

Industrial alternators meet the requirements of the relevant parts of the BS5000, VDE 0530, NEMA MG1-22, IEC34, CSA 22.2-100 and AS1359.

Alternator Data

Number of Phase	3
Connecting Type	3 Phase and 4 Wires, "Y" type connecting
Number of Bearing	1
Power Factor	0.8
Protection Class	IP23
Altitude	≤1000m
Exciter Type	Brushless, PMG exciting
Insulation Class/Temperature Rise	H/H
Telephone Influence Factor (TIF)	<50
THF	<2%
Alternator Capacity	940kVA
Alternator Efficiency	95.0%

MODEL: HC-728GF

400V | 1500rpm | 50Hz

GENERATING SET DATA

Related range of voltage setting	$\geq \pm 5\%$
Steady-state voltage deviation	$\leq \pm 1\%$
Transient voltage deviation (100 % sudden power decrease)	$\leq +20\%$
Transient voltage deviation (sudden power increase)	$\leq -15\%$
Voltage recovery time (100 % sudden power decrease)	$\leq 4S$
Voltage recovery time (sudden power increase)	$\leq 4S$
Related range of frequency setting	0-5% adjustable
Steady-state frequency band	$\leq 0.5\%$
Transient frequency deviation (100 % sudden power decrease)	$\leq +10\%$
Transient frequency deviation (sudden power increase)	$\leq -7\%$
Frequency recovery time (100 % sudden power decrease)	$\leq 3S$
Frequency recovery time (sudden power increase)	$\leq 3S$

STANDARD FEATURES

Standard auto control system	Exhaust system (including until muffler)	Documents
Oil drain valve	Starting batteries (maintenance-free & watering-free) with connective wires	Fuel-Water separator

Special coolant

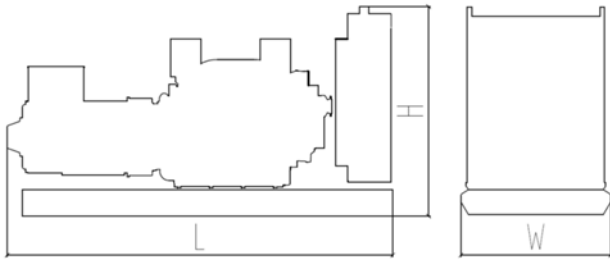
MODEL: HC-728GF

400V | 1500rpm | 50Hz

OPTIONS

Daily fuel tank	Rainproof type	Remote control panel
Alternator heater	Soundproof type	Paralleling system
Spare parts	Trailer type	Switch box
Automatic transfer switch		

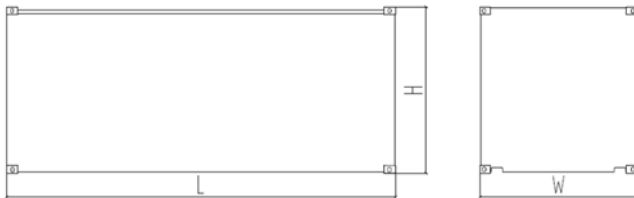
DIMENSIONS & WEIGHT



Standard Configuration (open type)

Overall Dimensions: 4400×1600×2300 mm

Weight: 7000 kg



Soundproof Type (standard 20'ft GP container)

Overall Dimensions: 6058×2438×2591mm

Weight: 12000kg

Specifications are subject to change without notice.