


MODEL: HC-50GF-60 **440V | 1800rpm | 60Hz**



ESP Standby Power	57kVA	PRP Prime Power	52kVA
ENGINE	Perkins	ALTERNATOR	STAMFORD
	1103A-33TG1		UCI224C1

GENERAL FEATURES

Engine: Perkins 1103A-33TG1	Alternator: single bearing, IP23, insulation class H
50°C radiator, fans are driven by belt, with safety guard	Dry type air filter, fuel filter & oil filter
Vibration damper	Standard control panel
24V charging alternator	Exhaust bellows, elbows, flange & muffler
Lead-acid batteries, rack and cables	User manual

MODEL: HC-50GF-60**440V | 1800rpm | 60Hz****GENERATOR RATINGS**

Voltage	Hz	Phase	PF (COS Φ)	Standby Amps	Standby Ratings (kW / kVA)	Prime Ratings (kW / kVA)
480/277	60	3	0.8	69	46kW/57kVA	42kW/52kVA
460/266	60	3	0.8	72	46kW/57kVA	42kW/52kVA
440/254	60	3	0.8	75	46kW/57kVA	42kW/52kVA
416/240	60	3	0.8	79	46kW/57kVA	42kW/52kVA

Prime Power (PRP): Prime power is available for an unlimited number of annual hours in variable load application, in accordance with GB/T2820 (eqv ISO 8528) ; A 10% overload capability is available for a period of 1 hour within a 12-hour period of operation.

Standby Power Rating (ESP): The standby power rating is applicable for supplying emergency power for the duration of a utility power interruption. No overload, utility parallel or negotiated outage operation capability is available at this rating.

SALES PROMISES

HiChai Power provides a full line of brand new and high quality products. Each and every unit is strictly factory tested.

Warranty is according to our standard conditions: One year after installation or 1000 running hours (accumulated), whichever comes first.

Service and parts are available from HiChai Power or distributors in your location.

MODEL: HC-50GF-60**440V | 1800rpm | 60Hz****ENGINE SPECIFICATION**

Manufacturer / Model	Perkins 1103A-33TG1
Air intake system	Turbocharged
Fuel system	Direct Injection
Cylinder arrangement	3 in line
Displacement	3.3L
Bore and stroke	105×127 mm
Compression ratio	17.25
Rated speed	1800rpm
Max. Standby power at rated speed	55.6kW
Governor type	Electronic

Exhaust System

Exhaust gas flow	9.5 m ³ /min
Exhaust temperature	551°C
Max back pressure	15kPa

Air Intake System

Max intake restriction	8kPa
Combustion air flow	3.9 m ³ /min
Air flow required for radiator	70 m ³ /min



MODEL: HC-50GF-60

440V | 1800rpm | 60Hz

Fuel System

Fuel consumption @ 100% (Prime Power) Load	211 g/kWh	12.3 L/h
Fuel consumption @ 75% (Prime Power) Load	216 g/kWh	9.5 L/h
Fuel consumption @ 50% (Prime Power) Load	235.4 g/kWh	7.0 L/h

Oil System

Total oil capacity	8.3L
Oil sump capacity	6.2-7.8L
Oil consumption at full load as a % of fuel consumption	0.15%

Cooling System

Coolant capacity	10.2L
Max water temperature	110°C

MODEL: HC-50GF-60**440V | 1800rpm | 60Hz**

ALTERNATOR SPECIFICATION

Industrial alternators meet the requirements of the relevant parts of the BS5000, VDE 0530, NEMA MG1-22, IEC34, CSA 22.2-100 and AS1359.

Alternator Data

Number of Phase	3
Connecting Type	3 Phase and 4 Wires, Y type connecting
Number of Bearing	1
Power Factor	0.8
Protection Class	IP23
Altitude	≤1000m
Exciter Type	Brushless exciting
Insulation Class/Temperature Rise	H/H
Telephone Influence Factor (TIF)	<50
THF	<2%
Alternator Capacity	52.5kVA
Alternator Efficiency	87.5%

MODEL: HC-50GF-60**440V | 1800rpm | 60Hz****GENERATING SET DATA**

Related range of voltage setting	$\geq \pm 5\%$
Steady-state voltage deviation	$\leq \pm 1\%$
Transient voltage deviation (100 % sudden power decrease)	$\leq +25\%$
Transient voltage deviation (sudden power increase)	$\leq -20\%$
Voltage recovery time (100 % sudden power decrease)	$\leq 6S$
Voltage recovery time (sudden power increase)	$\leq 6S$
Related range of frequency setting	0-5% adjustable
Steady-state frequency band	$\leq 1.5\%$
Transient frequency deviation (100 % sudden power decrease)	$\leq +12\%$
Transient frequency deviation (sudden power increase)	$\leq -10\%$
Frequency recovery time (100 % sudden power decrease)	$\leq 5S$
Frequency recovery time (sudden power increase)	$\leq 5S$

STANDARD FEATURES

Standard auto control system	Exhaust system (including until muffler)	Documents
Oil drain valve	Starting batteries (maintenance-free & watering-free) with connective wires	MCCB

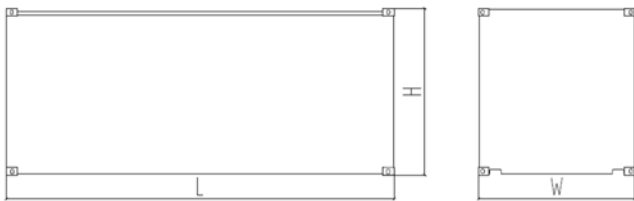
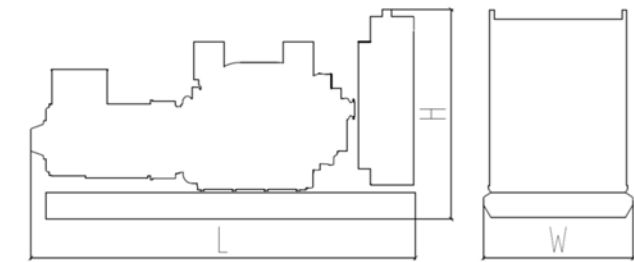
Base fuel tank

MODEL: HC-50GF-60 **440V | 1800rpm | 60Hz**

OPTIONS

Daily fuel tank	Rainproof type	Remote control panel
Alternator heater	Soundproof type	Paralleling system
Spare parts	Trailer type	Switch box
Automatic transfer switch		

DIMENSIONS & WEIGHT



Standard Configuration (open type)
Overall Dimensions: 1760×760×1380 mm
Weight: 900kg
Soundproof Type
Overall Dimensions: 2290×1060×1680 mm
Weight: 1300kg

Specifications are subject to change without notice.