


**MODEL: HC-2000GF2-G83**

**440V | 1800rpm | 60Hz**



<b>ESP</b> Standby Power	<b>2200kVA</b>	<b>PRP</b> Prime Power	<b>2000kVA</b>
<b>ENGINE</b>	<b>MTU</b>	<b>ALTERNATOR</b>	<b>STAMFORD</b>
	<b>12V4000G83S</b>		<b>PI734E1</b>

## GENERAL FEATURES

Engine: MTU 12V4000G83S

Alternator: single bearing, IP23, insulation class H

40°C radiator, fans are driven by motor, with safety guard

Dry type air filter, fuel filter & oil filter

Vibration damper

Standard control panel

24V charging alternator

Exhaust bellows, elbows, flange & muffler

Lead-acid batteries, rack and cables

User manual

**MODEL: HC-2000GF2-G83**

**440V | 1800rpm | 60Hz**

**GENERATOR RATINGS**

Voltage	Hz	Phase	PF ( COSΦ )	Standby Amps	Standby Ratings (kW / kVA)	Prime Ratings (kW / kVA)
480/277	60	3	0.8	2646	1760kW/2200kVA	1600kW/2000kVA
460/266	60	3	0.8	2761	1760kW/2200kVA	1600kW/2000kVA
440/254	60	3	0.8	2887	1760kW/2200kVA	1600kW/2000kVA
416/240	60	3	0.8	3053	1760kW/2200kVA	1600kW/2000kVA

Prime Power (PRP): Prime power is available for an unlimited number of annual hours in variable load application, in accordance with GB/T2820 ( eqv ISO 8528 ) ; A 10% overload capability is available for a period of 1 hour within a 12-hour period of operation.

Standby Power Rating (ESP): The standby power rating is applicable for supplying emergency power for the duration of a utility power interruption. No overload, utility parallel or negotiated outage operation capability is available at this rating.

**SALES PROMISES**

Baifa Power provides a full line of brand new and high quality products. Each and every unit is strictly factory tested.

Warranty is according to our standard conditions: 15 months from the date BAIFA sold to the first buyer or one year after installation or 1000 running hours (accumulated), whichever comes first.

Service and parts are available from Baifa Power or distributors in your location.

**MODEL: HC-2000GF2-G83****440V | 1800rpm | 60Hz****ENGINE SPECIFICATION**

Manufacturer / Model	MTU 12V4000G83S
----------------------	-----------------

Air intake system	Turbocharged, water/air intercooling
-------------------	--------------------------------------

Fuel system	Electronic Fuel Injection System
-------------	----------------------------------

Cylinder arrangement	12 in V
----------------------	---------

Displacement	57.2L
--------------	-------

Bore and stroke	170×210 mm
-----------------	------------

Compression ratio	16.4
-------------------	------

Rated speed	1800rpm
-------------	---------

Max. Standby power at rated speed	1910kW
-----------------------------------	--------

Governor type	ADEC
---------------	------

**Exhaust System**

Exhaust gas flow	354 m <sup>3</sup> /min
------------------	-------------------------

Exhaust temperature	440°C
---------------------	-------

Max back pressure	8.5kPa
-------------------	--------

**Air Intake System**

Max intake restriction	5kPa
------------------------	------

Combustion air flow	144 m <sup>3</sup> /min
---------------------	-------------------------

Air flow required for radiator	1980 m <sup>3</sup> /min
--------------------------------	--------------------------

Comprehensive Solutions For

**POWER GENERATION**

**MODEL: HC-2000GF2-G83****440V | 1800rpm | 60Hz****Fuel System**

Fuel consumption @ 100% (Prime Power) Load	200g/kWh	404L/h
Fuel consumption @ 75% (Prime Power) Load	198g/kWh	301L/h
Fuel consumption @ 50% (Prime Power) Load	211g/kWh	218L/h

**Oil System**

Total oil capacity	260L
Oil consumption	0.3% of Fuel Consumption
Oil sump capacity	160-200L

**Cooling System**

Coolant capacity	451L
Max water temperature	102°C

**MODEL: HC-2000GF2-G83****440V | 1800rpm | 60Hz**

## ALTERNATOR SPECIFICATION

Industrial alternators meet the requirements of the relevant parts of the BS5000, VDE 0530, NEMA MG1-22, IEC34, CSA 22.2-100 and AS1359.

### Alternator Data

Number of Phase	3
Connecting Type	3 Phase and 4 Wires, Y type connecting
Number of Bearing	1
Power Factor	0.8
Protection Class	IP23
Altitude	≤1000m
Exciter Type	Brushless exciting
Insulation Class/Temperature Rise	H/H
Telephone Influence Factor (TIF)	< 50
THF	< 2%
Alternator Capacity	2210kVA
Alternator Efficiency	95.8%

**MODEL: HC-2000GF2-G83**

**440V | 1800rpm | 60Hz**

### GENERATING SET DATA

Related range of voltage setting	$\geq \pm 5\%$
Steady-state voltage deviation	$\leq \pm 1\%$
Transient voltage deviation (100 % sudden power decrease)	$\leq +20\%$
Transient voltage deviation (sudden power increase)	$\leq -15\%$
Voltage recovery time (100 % sudden power decrease)	$\leq 4S$
Voltage recovery time (sudden power increase)	$\leq 4S$
Related range of frequency setting	0-5% adjustable
Steady-state frequency band	$\leq 0.5\%$
Transient frequency deviation (100 % sudden power decrease)	$\leq +10\%$
Transient frequency deviation (sudden power increase)	$\leq -7\%$
Frequency recovery time (100 % sudden power decrease)	$\leq 3S$
Frequency recovery time (sudden power increase)	$\leq 3S$

### STANDARD FEATURES

Standard auto control system	Exhaust system (including until muffler)	Documents
Oil drain valve	Starting batteries (maintenance-free & watering-free) with connective wires	Fuel-Water separator
Special coolant		

**MODEL: HC-2000GF2-G83**

**440V | 1800rpm | 60Hz**

## OPTIONS

Daily fuel tank

Rainproof type

Remote control panel

Alternator heater

Soundproof type

Paralleling system

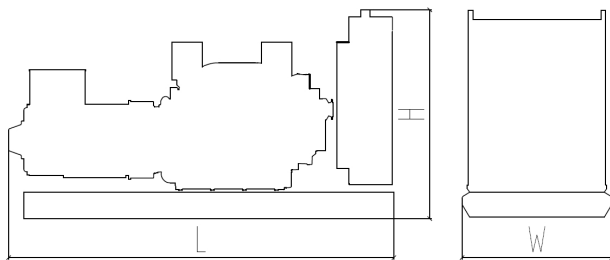
Spare parts

Trailer type

Switch box

Automatic transfer switch

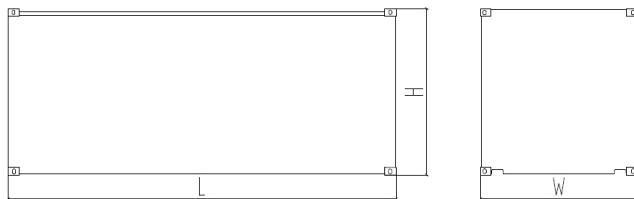
## DIMENSIONS & WEIGHT



### Standard Configuration (open type)

Overall Dimensions: 6220×2100×2600 mm

Weight: 13200kg



### Soundproof Type (standard 40'ft HQ container)

Overall Dimensions: 12192×2438×2896 mm

Weight: 23200kg

*Specifications are subject to change without notice.*