


MODEL: HC-1150GF

400V | 1500rpm | 50Hz



ESP Standby Power	1500 kVA	PRP Prime Power	1400 kVA
ENGINE	MTU	ALTERNATOR	STAMFORD
	12V4000G23R		S6L1D-H4

GENERAL FEATURES

Engine: MTU 12V4000G23R	Alternator: single bearing, IP23, insulation class H
40°C radiator, fans are driven by motor, with safety guard	Dry type air filter, fuel filter & oil filter
Vibration damper	Standard control panel
24V charging alternator	Exhaust bellows, elbows, flange & muffler
Lead-acid batteries, rack and cables	User manual
Permanent Magnet Generator (PMG)	

MODEL: HC-1150GF

400V | 1500rpm | 50Hz

GENERATOR RATINGS

Voltage	Hz	Phase	PF (COSΦ)	Standby Amps	Standby Ratings (kW / kVA)	Prime Ratings (kW / kVA)
440/254	50	3	0.8	1968	1200/1500	1100/1400
415/240	50	3	0.8	2087	1200/1500	1100/1400
400/230	50	3	0.8	2165	1200/1500	1100/1400
380/220	50	3	0.8	2279	1200/1500	1100/1400

Prime Power (PRP): Prime power is available for an unlimited number of annual hours in variable load application, in accordance with GB/T2820 (eqv ISO8528) ; A 10% overload capability is available for a period of 1 hour within a 12-hour period of operation.

Standby Power Rating (ESP): The standby power rating is applicable for supplying emergency power for the duration of a utility power interruption. No overload, utility parallel or negotiated outage operation capability is available at this rating.

SALES PROMISES

Baifa Power provides a full line of brand new and high quality products. Each and every unit is strictly factory tested.

Warranty is according to our standard conditions: 15 months from the date BAIFA sold to the first buyer or one year after installation or 1000 running hours (accumulated), whichever comes first.

Service and parts are available from Baifa Power or distributors in your location.

MODEL: HC-1150GF**400V | 1500rpm | 50Hz****ENGINE SPECIFICATION**

Manufacturer / Model	MTU/12V4000G23R
----------------------	-----------------

Air intake system	Turbocharged, water/air inter cooling
-------------------	---------------------------------------

Fuel system	Electronic Fuel Injection System
-------------	----------------------------------

Cylinder arrangement	12 in V
----------------------	---------

Displacement	57.2L
--------------	-------

Bore and stroke	170×210 mm
-----------------	------------

Compression ratio	16.4:1
-------------------	--------

Rated speed	1500 rpm
-------------	----------

Max. Standby power at rated speed	1325kW (without fan)
-----------------------------------	----------------------

Governor type	ADEC
---------------	------

Exhaust System

Exhaust gas flow	222 m ³ / min
------------------	--------------------------

Exhaust temperature	460 °C
---------------------	--------

Max back pressure	8.5 kPa
-------------------	---------

Air Intake System

Max intake restriction	5 kPa
------------------------	-------

Combustion air flow	90 m ³ /min
---------------------	------------------------

Air flow required for radiator	1860 m ³ /min
--------------------------------	--------------------------

MODEL: HC-115OGF**400V | 1500rpm | 50Hz****Fuel System**

Fuel consumption @ 100% (Prime Power) Load	192 g/kWh	275 L/h
Fuel consumption @ 75% (Prime Power) Load	197 g/kWh	213 L/h
Fuel consumption @ 50% (Prime Power) Load	209 g/kWh	154 L/h

Oil System

Total oil capacity	260 L
Oil consumption	0.3% Fuel Consumption
Oil sump capacity	160~200L

Cooling System

Coolant capacity	450 L
Max water temperature	104°C

MODEL: HC-115OGF**400V | 1500rpm | 50Hz**

ALTERNATOR SPECIFICATION

Industrial alternators meet the requirements of the relevant parts of the BS5000, VDE 0530, NEMA MG1-22, IEC34, CSA 22.2-100 and AS1359.

Alternator Data

Number of Phase	3
Connecting Type	3 Phase and 4 Wires, "Y" type connecting
Number of Bearing	1
Power Factor	0.8
Protection Class	IP23
Altitude	≤1000m
Exciter Type	Brushless, PMG exciting
Insulation Class/Temperature Rise	H/H
Telephone Influence Factor (TIF)	<50
THF	<2%
Alternator Capacity	1400 kVA
Alternator Efficiency	95.0%

MODEL: HC-1150GF**400V | 1500rpm | 50Hz****GENERATING SET DATA**

Related range of voltage setting	$\geq \pm 5\%$
Steady-state voltage deviation	$\leq \pm 1\%$
Transient voltage deviation (100 % sudden power decrease)	$\leq +20\%$
Transient voltage deviation (sudden power increase)	$\leq -15\%$
Voltage recovery time (100 % sudden power decrease)	$\leq 4S$
Voltage recovery time (sudden power increase)	$\leq 4S$
Related range of frequency setting	0-5% adjustable
Steady-state frequency band	$\leq 0.5\%$
Transient frequency deviation (100 % sudden power decrease)	$\leq +10\%$
Transient frequency deviation (sudden power increase)	$\leq -7\%$
Frequency recovery time (100 % sudden power decrease)	$\leq 3S$
Frequency recovery time (sudden power increase)	$\leq 3S$

STANDARD FEATURES

Standard auto control system	Exhaust system (including until muffler)	Documents
Oil drain valve	Starting batteries (maintenance-free & watering-free) with connective wires	Fuel-Water separator
Special coolant		

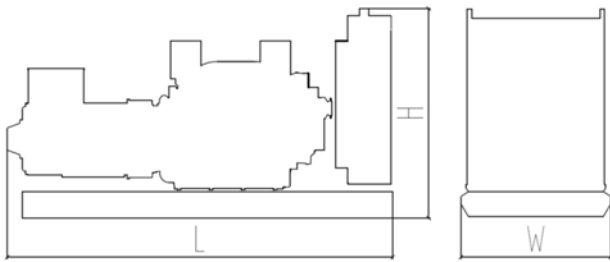
MODEL: HC-1150GF

400V | 1500rpm | 50Hz

OPTIONS

Daily fuel tank	Rainproof type	Remote control panel
Alternator heater	Soundproof type	Paralleling system
Spare parts	Trailer type	Switch box
Automatic transfer switch		

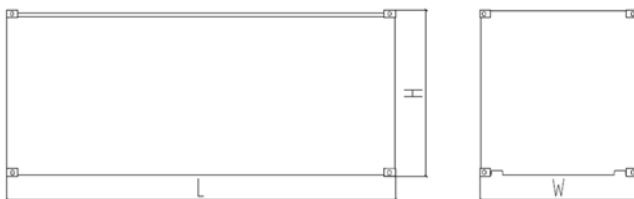
DIMENSIONS & WEIGHT



Standard Configuration (open type)

Overall Dimensions: 6000×2100×2600 mm

Weight: 12500 kg



Soundproof Type (standard 20'ft HQ container)

Overall Dimensions: 6058×2438×2896mm

Weight: 17500kg

Specifications are subject to change without notice.