


MODEL: HC-105GF2

440V | 1800rpm | 60Hz



ESP Standby Power	125kVA	PRP Prime Power	115kVA
ENGINE	DCEC Cummins	ALTERNATOR	STAMFORD
	6BT5.9-G2		UCI274C1

GENERAL FEATURES

Engine: DCEC Cummins 6BT5.9-G2

Alternator: single bearing, IP23, insulation class H

50°C radiator, fans are driven by belt, with safety guard

Dry type air filter, fuel filter & oil filter

Vibration damper

Standard control panel

24V charging alternator

Exhaust bellows, elbows, flange & muffler

Lead-acid batteries, rack and cables

User manual

MODEL: HC-105GF2

440V | 1800rpm | 60Hz

GENERATOR RATINGS

Voltage	Hz	Phase	PF (COSΦ)	Standby Amps	Standby Ratings (kW / kVA)	Prime Ratings (kW / kVA)
480/277	60	3	0.8	150	100kW/125kVA	92kW/115kVA
460/266	60	3	0.8	157	100kW/125kVA	92kW/115kVA
440/254	60	3	0.8	164	100kW/125kVA	92kW/115kVA
416/240	60	3	0.8	173	100kW/125kVA	92kW/115kVA

Prime Power (PRP): Prime power is available for an unlimited number of annual hours in variable load application, in accordance with GB/T2820 (eqv ISO 8528) ; A 10% overload capability is available for a period of 1 hour within a 12-hour period of operation.

Standby Power Rating (ESP): The standby power rating is applicable for supplying emergency power for the duration of a utility power interruption. No overload, utility parallel or negotiated outage operation capability is available at this rating.

SALES PROMISES

Baifa Power provides a full line of brand new and high quality products. Each and every unit is strictly factory tested.

Warranty is according to our standard conditions: 15 months from the date BAIFA sold to the first buyer or one year after installation or 1000 running hours (accumulated), whichever comes first.

Service and parts are available from Baifa Power or distributors in your location.

MODEL: HC-105GF2**440V | 1800rpm | 60Hz****ENGINE SPECIFICATION**

Manufacturer / Model	DCEC Cummins 6BT5.9-G2
----------------------	------------------------

Air intake system	Turbocharged
-------------------	--------------

Fuel system	A type fuel pump
-------------	------------------

Cylinder arrangement	6 in line
----------------------	-----------

Displacement	5.9L
--------------	------

Bore and stroke	102×120 mm
-----------------	------------

Compression ratio	17.3
-------------------	------

Rated speed	1800rpm
-------------	---------

Max. Standby power at rated speed	110kW
-----------------------------------	-------

Governor type	Electronic
---------------	------------

Exhaust System

Exhaust gas flow	19.1 m ³ /min
------------------	--------------------------

Exhaust temperature	577°C
---------------------	-------

Max back pressure	10kPa
-------------------	-------

Air Intake System

Max intake restriction	6.2kPa
------------------------	--------

Combustion air flow	6.7 m ³ /min
---------------------	-------------------------

Air flow required for radiator	204 m ³ /min
--------------------------------	-------------------------

Comprehensive Solutions For

POWER GENERATION

MODEL: HC-105GF2**440V | 1800rpm | 60Hz****Fuel System**

Fuel consumption @ 100% (Prime Power) Load	235g/kWh	29.2L/h
Fuel consumption @ 75% (Prime Power) Load	228g/kWh	21.3L/h
Fuel consumption @ 50% (Prime Power) Load	238g/kWh	15.0L/h

Oil System

Total oil capacity	16.4L
Oil sump capacity	12.3~14.2L

Cooling System

Coolant capacity	23L
Max water temperature	104°C

MODEL: HC-105GF2**440V | 1800rpm | 60Hz**

ALTERNATOR SPECIFICATION

Industrial alternators meet the requirements of the relevant parts of the BS5000, VDE 0530, NEMA MG1-22, IEC34, CSA 22.2-100 and AS1359.

Alternator Data

Number of Phase	3
Connecting Type	3 Phase and 4 Wires, Y type connecting
Number of Bearing	1
Power Factor	0.8
Protection Class	IP23
Altitude	≤1000m
Exciter Type	Brushless exciting
Insulation Class/Temperature Rise	H/H
Telephone Influence Factor (TIF)	< 50
THF	< 2%
Alternator Capacity	117.5kVA
Alternator Efficiency	90.6%

MODEL: HC-105GF2**440V | 1800rpm | 60Hz****GENERATING SET DATA**

Related range of voltage setting	$\geq \pm 5\%$
Steady-state voltage deviation	$\leq \pm 1\%$
Transient voltage deviation (100 % sudden power decrease)	$\leq +25\%$
Transient voltage deviation (sudden power increase)	$\leq -20\%$
Voltage recovery time (100 % sudden power decrease)	$\leq 6S$
Voltage recovery time (sudden power increase)	$\leq 6S$
Related range of frequency setting	0-5% adjustable
Steady-state frequency band	$\leq 1.5\%$
Transient frequency deviation (100 % sudden power decrease)	$\leq +12\%$
Transient frequency deviation (sudden power increase)	$\leq -10\%$
Frequency recovery time (100 % sudden power decrease)	$\leq 5S$
Frequency recovery time (sudden power increase)	$\leq 5S$

STANDARD FEATURES

Standard auto control system	Exhaust system (including until muffler)	Documents
Oil drain valve	Starting batteries (maintenance-free & watering-free) with connective wires	MCCB
Base fuel tank		

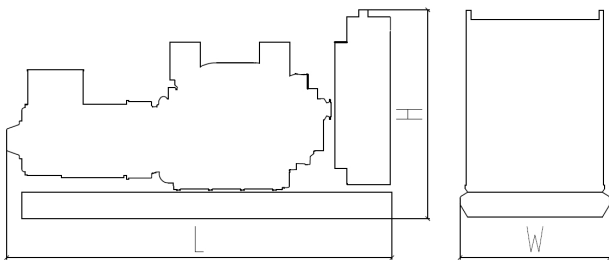
MODEL: HC-105GF2

440V | 1800rpm | 60Hz

OPTIONS

Daily fuel tank	Rainproof type	Remote control panel
Alternator heater	Soundproof type	Paralleling system
Spare parts	Trailer type	Switch box
Automatic transfer switch		

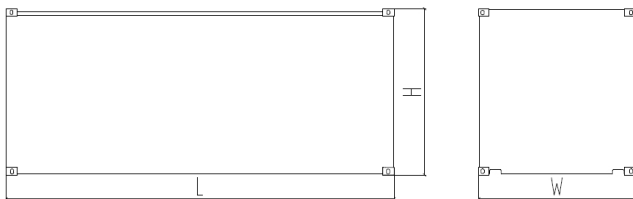
DIMENSIONS & WEIGHT



Standard Configuration (open type)

Overall Dimensions: 2200×900×1700 mm

Weight: 1310 kg



Soundproof Type

Overall Dimensions: 2810×1140×1830 mm

Weight: 1800 kg

Specifications are subject to change without notice.