


MODEL: HC-1000GF2

440V | 1800rpm | 60Hz



ESP Standby Power	1100kVA	PRP Prime Power	1000kVA
ENGINE	CCEC Cummins	ALTERNATOR	STAMFORD
	KTA38-G2A		S6L1D-D4

GENERAL FEATURES

Engine: CCEC Cummins KTA38-G2A

Alternator: single bearing, IP23, insulation class H

40°C radiator, fans are driven by belt, with safety guard

Dry type air filter, fuel filter & oil filter

Vibration damper

Standard control panel

24V charging alternator

Exhaust bellows, elbows, flange & muffler

Lead-acid batteries, rack and cables

User manual

MODEL: HC-1000GF2

440V | 1800rpm | 60Hz

GENERATOR RATINGS

Voltage	Hz	Phase	PF (COSΦ)	Standby Amps	Standby Ratings (kW / kVA)	Prime Ratings (kW / kVA)
480/277	60	3	0.8	1323	880kW/1100kVA	800kW/1000kVA
460/266	60	3	0.8	1381	880kW/1100kVA	800kW/1000kVA
440/254	60	3	0.8	1443	880kW/1100kVA	800kW/1000kVA
416/240	60	3	0.8	1527	880kW/1100kVA	800kW/1000kVA

Prime Power (PRP): Prime power is available for an unlimited number of annual hours in variable load application, in accordance with GB/T2820 (eqv ISO 8528) ; A 10% overload capability is available for a period of 1 hour within a 12-hour period of operation.

Standby Power Rating (ESP): The standby power rating is applicable for supplying emergency power for the duration of a utility power interruption. No overload, utility parallel or negotiated outage operation capability is available at this rating.

SALES PROMISES

Baifa Power provides a full line of brand new and high quality products. Each and every unit is strictly factory tested.

Warranty is according to our standard conditions: 15 months from the date BAIFA sold to the first buyer or one year after installation or 1000 running hours (accumulated), whichever comes first.

Service and parts are available from Baifa Power or distributors in your location.

MODEL: HC-1000GF2**440V | 1800rpm | 60Hz****ENGINE SPECIFICATION**

Manufacturer / Model	CCEC Cummins KTA38-G2A
----------------------	------------------------

Air intake system	Turbocharged, water/air cooling
-------------------	---------------------------------

Fuel system	PT type fuel pump
-------------	-------------------

Cylinder arrangement	12 in V
----------------------	---------

Displacement	38L
--------------	-----

Bore and stroke	159×159 mm
-----------------	------------

Compression ratio	14.5
-------------------	------

Rated speed	1800rpm
-------------	---------

Max. Standby power at rated speed	1007kW
-----------------------------------	--------

Governor type	Electronic
---------------	------------

Exhaust System

Exhaust gas flow	216.5 m ³ /min
------------------	---------------------------

Exhaust temperature	467°C
---------------------	-------

Max back pressure	10kPa
-------------------	-------

Air Intake System

Max intake restriction	6.2kPa
------------------------	--------

Combustion air flow	83.3 m ³ /min
---------------------	--------------------------

Air flow required for radiator	1200 m ³ /min
--------------------------------	--------------------------

Comprehensive Solutions For

POWER GENERATION

MODEL: HC-1000GF2

440V | 1800rpm | 60Hz

Fuel System

Fuel consumption @ 100% (Prime Power) Load	205g/kWh	207L/h
Fuel consumption @ 75% (Prime Power) Load	208g/kWh	159L/h
Fuel consumption @ 50% (Prime Power) Load	206g/kWh	107L/h

Oil System

Total oil capacity	151L
Oil sump capacity	121-151

Cooling System

Coolant capacity	245L
Max water temperature	104°C

MODEL: HC-1000GF2**440V | 1800rpm | 60Hz**

ALTERNATOR SPECIFICATION

Industrial alternators meet the requirements of the relevant parts of the BS5000, VDE 0530, NEMA MG1-22, IEC34, CSA 22.2-100 and AS1359.

Alternator Data

Number of Phase	3
Connecting Type	3 Phase and 4 Wires, Y type connecting
Number of Bearing	1
Power Factor	0.8
Protection Class	IP23
Altitude	≤1000m
Exciter Type	Brushless exciting
Insulation Class/Temperature Rise	H/H
Telephone Influence Factor (TIF)	< 50
THF	< 2%
Alternator Capacity	1063kVA
Alternator Efficiency	95.1%

MODEL: HC-1000GF2

440V | 1800rpm | 60Hz

GENERATING SET DATA

Related range of voltage setting	$\geq \pm 5\%$
Steady-state voltage deviation	$\leq \pm 1\%$
Transient voltage deviation (100 % sudden power decrease)	$\leq +25\%$
Transient voltage deviation (sudden power increase)	$\leq -20\%$
Voltage recovery time (100 % sudden power decrease)	$\leq 6S$
Voltage recovery time (sudden power increase)	$\leq 6S$
Related range of frequency setting	0-5% adjustable
Steady-state frequency band	$\leq 1.5\%$
Transient frequency deviation (100 % sudden power decrease)	$\leq +12\%$
Transient frequency deviation (sudden power increase)	$\leq -10\%$
Frequency recovery time (100 % sudden power decrease)	$\leq 5S$
Frequency recovery time (sudden power increase)	$\leq 5S$

STANDARD FEATURES

Standard auto control system	Exhaust system (including until muffler)	Documents
Oil drain valve	Starting batteries (maintenance-free & watering-free) with connective wires	MCCB

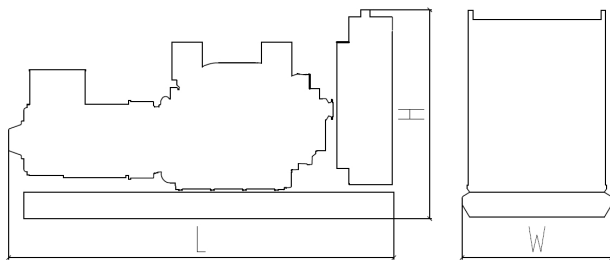
MODEL: HC-1000GF2

440V | 1800rpm | 60Hz

OPTIONS

Daily fuel tank	Rainproof type	Remote control panel
Alternator heater	Soundproof type	Paralleling system
Spare parts	Trailer type	Switch box
Automatic transfer switch		

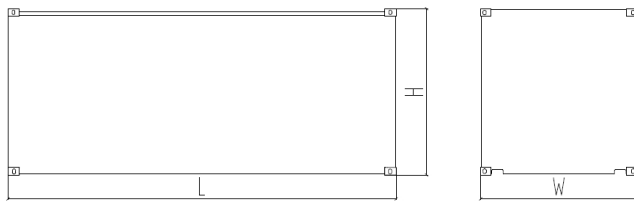
DIMENSIONS & WEIGHT



Standard Configuration (open type)

Overall Dimensions: 4150×1800×2250 mm

Weight: 7150 kg



Soundproof Type (standard 20'ft GP container)

Overall Dimensions: 6058×2438×2591 mm

Weight: 12150 kg

Specifications are subject to change without notice.