


MODEL: H C -720GF

400V | 1500rpm | 50Hz



ESP Standby Power	1000 kVA	PRP Prime Power	910 kVA
ENGINE	CCEC Cummins	ALTERNATOR	STAMFORD
	KTA38-G2A		S6L1D-D4

GENERAL FEATURES

Engine: CCEC Cummins KTA38-G2A	Alternator: single bearing, IP23, insulation class H
40°C radiator, fans are driven by belt, with safety guard	Dry type air filter, fuel filter & oil filter
Vibration damper	Standard control panel
24V charging alternator	Exhaust bellows, elbows, flange & muffler
Lead-acid batteries, rack and cables	User manual

MODEL: H C -720GF

400V | 1500rpm | 50Hz

GENERATOR RATINGS

Voltage	Hz	Phase	PF (COSΦ)	Standby Amps	Standby Ratings (kW / kVA)	Prime Ratings (kW / kVA)
440/254	50	3	0.8	1312	800/1000	728/910
415/240	50	3	0.8	1391	800/1000	728/910
400/230	50	3	0.8	1443	800/1000	728/910
380/220	50	3	0.8	1519	800/1000	728/910

Prime Power (PRP): Prime power is available for an unlimited number of annual hours in variable load application, in accordance with GB/T2820 (eqv ISO 8528) ; A 10% overload capability is available for a period of 1 hour within a 12-hour period of operation.

Standby Power Rating (ESP): The standby power rating is applicable for supplying emergency power for the duration of a utility power interruption. No overload, utility parallel or negotiated outage operation capability is available at this rating.

SALES PROMISES

Baifa Power provides a full line of brand new and high quality products. Each and every unit is strictly factory tested.

Warranty is according to our standard conditions: 15 months from the date BAIFA sold to the first buyer or one year after installation or 1000 running hours (accumulated), whichever comes first.

Service and parts are available from Baifa Power or distributors in your location.

MODEL: H C -720GF**400V | 1500rpm | 50Hz****ENGINE SPECIFICATION**

Manufacturer / Model	CCEC Cummins KTA38-G2A
----------------------	------------------------

Air intake system	Turbo, Air/Water cooling
-------------------	--------------------------

Fuel system	PT type fuel pump, EFC
-------------	------------------------

Cylinder arrangement	12 in "V"
----------------------	-----------

Displacement	37.8L
--------------	-------

Bore and stroke	159*159 (mm)
-----------------	--------------

Compression ratio	14.5:1
-------------------	--------

Rated speed	1500rpm
-------------	---------

Max. Standby power at rated speed	895KW/1217HP
-----------------------------------	--------------

Governor type	Electronic
---------------	------------

Exhaust System

Exhaust gas flow	193.5 m ³ /min
------------------	---------------------------

Exhaust temperature	521 °C
---------------------	--------

Max back pressure	10kPa
-------------------	-------

Air Intake System

Max intake restriction	6.23kPa
------------------------	---------

Combustion air flow	64 m ³ /min
---------------------	------------------------

Air flow required for radiator	1140 m ³ /min
--------------------------------	--------------------------

Comprehensive Solutions For

POWER GENERATION

MODEL: H C -720GF

400V | 1500rpm | 50Hz

Fuel System

Fuel consumption @ 100% (Prime Power) Load	203 g/kWh	188 L/h
Fuel consumption @ 75% (Prime Power) Load	209 g/kWh	146 L/h
Fuel consumption @ 50% (Prime Power) Load	N/A	N/A

Oil System

Total oil capacity	135L
Oil consumption	≤4g/kwh
Oil sump capacity	121~151L

Cooling System

Coolant capacity	280L
Max water temperature	104°C

MODEL: H C -720GF

400V | 1500rpm | 50Hz

ALTERNATOR SPECIFICATION

Industrial alternators meet the requirements of the relevant parts of the BS5000, VDE 0530, NEMA MG1-22, IEC34, CSA 22.2-100 and AS1359.

Alternator Data

Number of Phase	3
Connecting Type	3 Phase and 4 Wires, Y type connecting
Number of Bearing	1
Power Factor	0.8
Protection Class	IP23
Altitude	≤1000m
Exciter Type	Brushless exciting
Insulation Class/Temperature Rise	H/H
Telephone Influence Factor (TIF)	< 50
THF	<2%
Alternator Capacity	940kVA
Alternator Efficiency	95.0%

MODEL: H C -720GF

400V | 1500rpm | 50Hz

GENERATING SET DATA

Related range of voltage setting	≥±5%
Steady-state voltage deviation	≤±1%
Transient voltage deviation (100 % sudden power decrease)	≤+25%
Transient voltage deviation (sudden power increase)	≤-20%
Voltage recovery time (100 % sudden power decrease)	≤6S
Voltage recovery time (sudden power increase)	≤6S
Related range of frequency setting	0-5% adjustable
Steady-state frequency band	≤1.5%
Transient frequency deviation (100 % sudden power decrease)	≤+12%
Transient frequency deviation (sudden power increase)	≤-10%
Frequency recovery time (100 % sudden power decrease)	≤5S
Frequency recovery time (sudden power increase)	≤5S

STANDARD FEATURES

Standard auto control system	Exhaust system (including until muffler)	Documents
Oil drain valve	Starting batteries (maintenance-free & watering-free) with connective wires	Special tools

MCCB

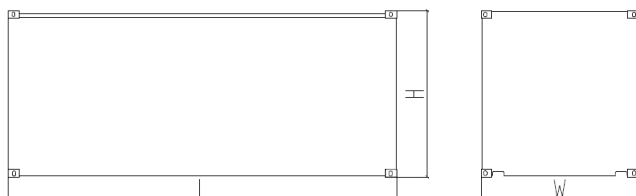
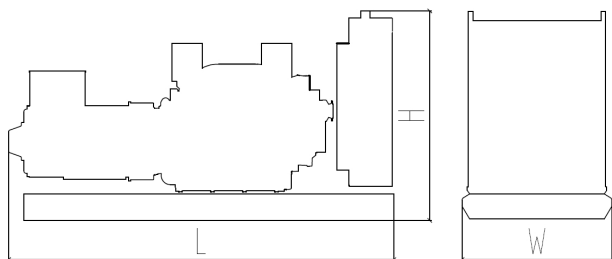
MODEL: H C -720GF

400V | 1500rpm | 50Hz

OPTIONS

Daily fuel tank	Rainproof type	Remote control panel
Alternator heater	Soundproof type	Paralleling system
Spare parts	Trailer type	Switch box
Automatic transfer switch		

DIMENSIONS & WEIGHT



Standard Configuration (open type)

Overall Dimensions: 4150×1800×2250 mm

Weight: 7150 kg

Standard Configuration (with base fuel tank)

Overall Dimensions: 4150×1800×2250 mm

Weight: 7350 kg

Soundproof Type

Overall Dimensions: 6058×2438×2591 mm

Weight: 12150 kg

Specifications are subject to change without notice.