


MODEL: H C -360GF

400V | 1500rpm | 50Hz



ESP Standby Power	500 kVA	PRP Prime Power	450 kVA
ENGINE	CCEC Cummins	ALTERNATOR	STAMFORD
	KTA19-G3		S4L1D-G41

GENERAL FEATURES

Engine: CCEC Cummins KTA19-G3

Alternator: single bearing, IP23, insulation class H

40°C radiator, fans are driven by belt, with safety guard

Dry type air filter, fuel filter & oil filter

Vibration damper

Standard control panel

24V charging alternator

Exhaust bellows, elbows, flange & muffler

Lead-acid batteries, rack and cables

User manual

MODEL: H C -360GF**400V | 1500rpm | 50Hz****GENERATOR RATINGS**

Voltage	Hz	Phase	PF (COS Φ)	Standby Amps	Standby Ratings (kW / kVA)	Prime Ratings (kW / kVA)
440/254	50	3	0.8	656	400/500	360/450
415/240	50	3	0.8	696	400/500	360/450
400/230	50	3	0.8	721	400/500	360/450
380/220	50	3	0.8	759	400/500	360/450

Prime Power (PRP): Prime power is available for an unlimited number of annual hours in variable load application, in accordance with GB/T2820 (eqv ISO 8528) ; A 10% overload capability is available for a period of 1 hour within a 12-hour period of operation.

Standby Power Rating (ESP): The standby power rating is applicable for supplying emergency power for the duration of a utility power interruption. No overload, utility parallel or negotiated outage operation capability is available at this rating.

SALES PROMISES

Baifa Power provides a full line of brand new and high quality products. Each and every unit is strictly factory tested.

Warranty is according to our standard conditions: 15 months from the date BAIFA sold to the first buyer or one year after installation or 1000 running hours (accumulated), whichever comes first.

Service and parts are available from Baifa Power or distributors in your location.

Comprehensive Solutions For

POWER GENERATION

MODEL: H C -360GF**400V | 1500rpm | 50Hz****ENGINE SPECIFICATION**

Manufacturer / Model	CCEC Cummins KTA19-G3
----------------------	-----------------------

Air intake system	Turbo, Water/Air cooling
-------------------	--------------------------

Fuel system	PT type fuel pump, EFC
-------------	------------------------

Cylinder arrangement	6 in line
----------------------	-----------

Displacement	18.9L
--------------	-------

Bore and stroke	159*159 (mm)
-----------------	--------------

Compression ratio	13.9:1
-------------------	--------

Rated speed	1500rpm
-------------	---------

Max. Standby power at rated speed	448KW/609HP
-----------------------------------	-------------

Governor type	Electronic
---------------	------------

Exhaust System

Exhaust gas flow	89.34 m ³ /min
------------------	---------------------------

Exhaust temperature	532 °C
---------------------	--------

Max back pressure	10kPa
-------------------	-------

Air Intake System

Max intake restriction	6.23kPa
------------------------	---------

Combustion air flow	31.98 m ³ /min
---------------------	---------------------------

Air flow required for radiator	900 m ³ /min
--------------------------------	-------------------------

Comprehensive Solutions For

POWER GENERATION

MODEL: H C -360GF**400V | 1500rpm | 50Hz****Fuel System**

Fuel consumption @ 100% (Prime Power) Load	205 g/kWh	96.0 L/h
Fuel consumption @ 75% (Prime Power) Load	205 g/kWh	72.1 L/h
Fuel consumption @ 50% (Prime Power) Load	N/A	N/A

Oil System

Total oil capacity	50L
Oil consumption	≤4g/kwh
Oil sump capacity	32~38L

Cooling System

Coolant capacity	106L
Max water temperature	104°C

MODEL: H C -360GF**400V | 1500rpm | 50Hz**

ALTERNATOR SPECIFICATION

Industrial alternators meet the requirements of the relevant parts of the BS5000, VDE 0530, NEMA MG1-22, IEC34, CSA 22.2-100 and AS1359.

Alternator Data

Number of Phase	3
Connecting Type	3 Phase and 4 Wires, Y type connecting
Number of Bearing	1
Power Factor	0.8
Protection Class	IP23
Altitude	≤1000m
Exciter Type	Brushless exciting
Insulation Class/Temperature Rise	H/H
Telephone Influence Factor (TIF)	< 50
THF	<2%
Alternator Capacity	450kVA
Alternator Efficiency	93.3%

MODEL: H C -360GF

400V | 1500rpm | 50Hz

GENERATING SET DATA

Related range of voltage setting	≥±5%
Steady-state voltage deviation	≤±1%
Transient voltage deviation (100 % sudden power decrease)	≤+25%
Transient voltage deviation (sudden power increase)	≤-20%
Voltage recovery time (100 % sudden power decrease)	≤6S
Voltage recovery time (sudden power increase)	≤6S
Related range of frequency setting	0-5% adjustable
Steady-state frequency band	≤1.5%
Transient frequency deviation (100 % sudden power decrease)	≤+12%
Transient frequency deviation (sudden power increase)	≤-10%
Frequency recovery time (100 % sudden power decrease)	≤5S
Frequency recovery time (sudden power increase)	≤5S

STANDARD FEATURES

Standard auto control system	Exhaust system (including until muffler)	Documents
Oil drain valve	Starting batteries (maintenance-free & watering-free) with connective wires	Special tools

MCCB

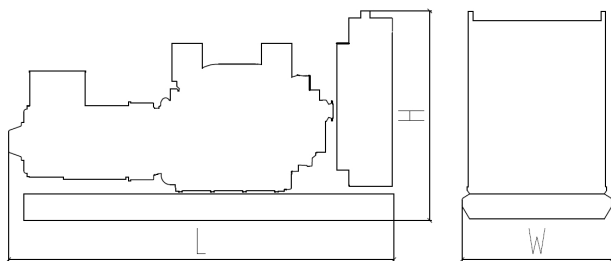
MODEL: H C -360GF

400V | 1500rpm | 50Hz

OPTIONS

Daily fuel tank	Rainproof type	Remote control panel
Alternator heater	Soundproof type	Paralleling system
Spare parts	Trailer type	Switch box
Automatic transfer switch		

DIMENSIONS & WEIGHT



Standard Configuration (open type)

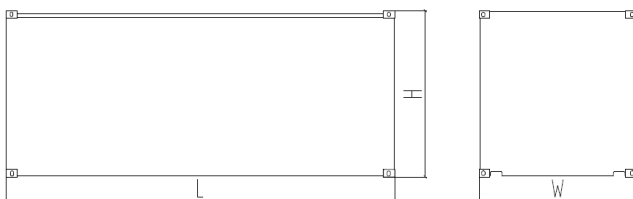
Overall Dimensions: 3450×1400×2100 mm

Weight: 4000 kg

Standard Configuration (with base fuel tank)

Overall Dimensions: 3450×1400×2100 mm

Weight: 4200 kg



Soundproof Type

Overall Dimensions: 4630×1660×2250 mm

Weight: 5600 kg

Specifications are subject to change without notice.