


MODEL: H C -275GF

400V | 1500rpm | 50Hz



ESP Standby Power	375 kVA	PRP Prime Power	344 kVA
ENGINE	CCEC Cummins	ALTERNATOR	STAMFORD
	NTA855-G2A		S4L1D-E41

GENERAL FEATURES

Engine: CCEC Cummins NTA855-G2A

Alternator: single bearing, IP23, insulation class H

40°C radiator, fans are driven by belt, with safety guard

Dry type air filter, fuel filter & oil filter

Vibration damper

Standard control panel

24V charging alternator

Exhaust bellows, elbows, flange & muffler

Lead-acid batteries, rack and cables

User manual



MODEL: H C -275GF

400V | 1500rpm | 50Hz

GENERATOR RATINGS

Voltage	Hz	Phase	PF (COSΦ)	Standby Amps	Standby Ratings (kW / kVA)	Prime Ratings (kW / kVA)
440/254	50	3	0.8	492	300/375	275/344
415/240	50	3	0.8	529	300/375	275/344
400/230	50	3	0.8	541	300/375	275/344
380/220	50	3	0.8	569	300/375	275/344

Prime Power (PRP): Prime power is available for an unlimited number of annual hours in variable load application, in accordance with GB/T2820 (eqv ISO 8528) ; A 10% overload capability is available for a period of 1 hour within a 12-hour period of operation.

Standby Power Rating (ESP): The standby power rating is applicable for supplying emergency power for the duration of a utility power interruption. No overload, utility parallel or negotiated outage operation capability is available at this rating.

SALES PROMISES

Baifa Power provides a full line of brand new and high quality products. Each and every unit is strictly factory tested.

Warranty is according to our standard conditions: 15 months from the date BAIFA sold to the first buyer or one year after installation or 1000 running hours (accumulated), whichever comes first.

Service and parts are available from Baifa Power or distributors in your location.

MODEL: H C -275GF**400V | 1500rpm | 50Hz****ENGINE SPECIFICATION**

Manufacturer / Model	CCEC Cummins NTA855-G2A
----------------------	-------------------------

Air intake system	Turbo, Water/Air cooling
-------------------	--------------------------

Fuel system	PT type fuel pump, EFC
-------------	------------------------

Cylinder arrangement	6 in line
----------------------	-----------

Displacement	14L
--------------	-----

Bore and stroke	140*152 (mm)
-----------------	--------------

Compression ratio	14.0:1
-------------------	--------

Rated speed	1500rpm
-------------	---------

Max. Standby power at rated speed	343KW/466HP
-----------------------------------	-------------

Governor type	Electronic
---------------	------------

Exhaust System

Exhaust gas flow	65.7 m ³ /min
------------------	--------------------------

Exhaust temperature	558 °C
---------------------	--------

Max back pressure	10kPa
-------------------	-------

Air Intake System

Max intake restriction	6.25kPa
------------------------	---------

Combustion air flow	24.06 m ³ /min
---------------------	---------------------------

Air flow required for radiator	490.8 m ³ /min
--------------------------------	---------------------------

Comprehensive Solutions For

POWER GENERATION

MODEL: H C -275GF

400V | 1500rpm | 50Hz

Fuel System

Fuel consumption @ 100% (Prime Power) Load	191.3 g/kWh	69.5 L/h
Fuel consumption @ 75% (Prime Power) Load	194.9 g/kWh	53.5 L/h
Fuel consumption @ 50% (Prime Power) Load	207.1 g/kWh	38.9 L/h

Oil System

Total oil capacity	38.6L
Oil consumption	≤4g/kwh
Oil sump capacity	28.4~36L

Cooling System

Coolant capacity	85L
Max water temperature	104°C

MODEL: H C -275GF**400V | 1500rpm | 50Hz**

ALTERNATOR SPECIFICATION

Industrial alternators meet the requirements of the relevant parts of the BS5000, VDE 0530, NEMA MG1-22, IEC34, CSA 22.2-100 and AS1359.

Alternator Data

Number of Phase	3
Connecting Type	3 Phase and 4 Wires, Y type connecting
Number of Bearing	1
Power Factor	0.8
Protection Class	IP23
Altitude	≤1000m
Exciter Type	Brushless exciting
Insulation Class/Temperature Rise	H/H
Telephone Influence Factor (TIF)	< 50
THF	<2%
Alternator Capacity	360kVA
Alternator Efficiency	93.3%

MODEL: H C -275GF

400V | 1500rpm | 50Hz

GENERATING SET DATA

Related range of voltage setting	$\geq \pm 5\%$
Steady-state voltage deviation	$\leq \pm 1\%$
Transient voltage deviation (100 % sudden power decrease)	$\leq +25\%$
Transient voltage deviation (sudden power increase)	$\leq -20\%$
Voltage recovery time (100 % sudden power decrease)	$\leq 6S$
Voltage recovery time (sudden power increase)	$\leq 6S$
Related range of frequency setting	0-5% adjustable
Steady-state frequency band	$\leq 1.5\%$
Transient frequency deviation (100 % sudden power decrease)	$\leq +12\%$
Transient frequency deviation (sudden power increase)	$\leq -10\%$
Frequency recovery time (100 % sudden power decrease)	$\leq 5S$
Frequency recovery time (sudden power increase)	$\leq 5S$

STANDARD FEATURES

Standard auto control system	Exhaust system (including until muffler)	Documents
Oil drain valve	Starting batteries (maintenance-free & watering-free) with connective wires	Special tools

MCCB

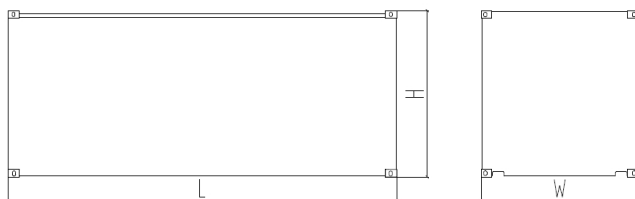
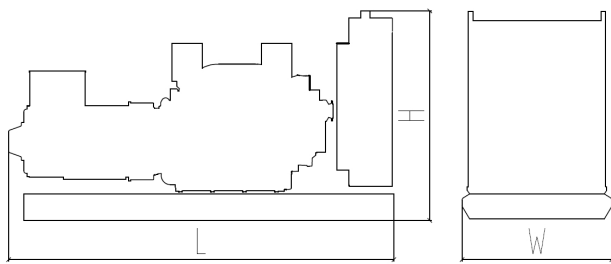
MODEL: H C -275GF

400V | 1500rpm | 50Hz

OPTIONS

Daily fuel tank	Rainproof type	Remote control panel
Alternator heater	Soundproof type	Paralleling system
Spare parts	Trailer type	Switch box
Automatic transfer switch		

DIMENSIONS & WEIGHT



Standard Configuration (open type)
Overall Dimensions: 3100×1100×1900 mm
Weight: 2870 kg
Standard Configuration (with base fuel tank)
Overall Dimensions: 3100×1100×1900 mm
Weight: 3000 kg
Soundproof Type
Overall Dimensions: 4230×1460×2150 mm
Weight: 4330 kg

Specifications are subject to change without notice.