


**MODEL: H C -1000GF**

**400V | 1500rpm | 50Hz**



<b>ESP</b> Standby Power	<b>1375 kVA</b>	<b>PRP</b> Prime Power	<b>1250 kVA</b>
<b>ENGINE</b>	<b>CCEC Cummins</b>	<b>ALTERNATOR</b>	<b>STAMFORD</b>
	<b>KTA50-G3</b>		<b>S6L1D-G4</b>

**GENERAL FEATURES**

Engine: CCEC Cummins KTA50-G3	Alternator: single bearing, IP23, insulation class H
40°C radiator, fans are driven by belt, with safety guard	Dry type air filter, fuel filter & oil filter
Vibration damper	Standard control panel
24V charging alternator	Exhaust bellows, elbows, flange & muffler
Lead-acid batteries, rack and cables	User manual

**MODEL: H C -1000GF****400V | 1500rpm | 50Hz****GENERATOR RATINGS**

Voltage	Hz	Phase	PF ( COS $\Phi$ )	Standby Amps	Standby Ratings (kW / kVA)	Prime Ratings (kW / kVA)
440/254	50	3	0.8	1804	1100/1375	1000/1250
415/240	50	3	0.8	1913	1100/1375	1000/1250
400/230	50	3	0.8	1985	1100/1375	1000/1250
380/220	50	3	0.8	2089	1100/1375	1000/1250

**Prime Power (PRP):** Prime power is available for an unlimited number of annual hours in variable load application, in accordance with GB/T2820 ( eqv ISO 8528 ) ; A 10% overload capability is available for a period of 1 hour within a 12-hour period of operation.

**Standby Power Rating (ESP):** The standby power rating is applicable for supplying emergency power for the duration of a utility power interruption. No overload, utility parallel or negotiated outage operation capability is available at this rating.

**SALES PROMISES**

Baifa Power provides a full line of brand new and high quality products. Each and every unit is strictly factory tested.

Warranty is according to our standard conditions: 15 months from the date BAIFA sold to the first buyer or one year after installation or 1000 running hours (accumulated), whichever comes first.

Service and parts are available from Baifa Power or distributors in your location.

Comprehensive Solutions For

**POWER GENERATION**

**MODEL: H C -1000GF****400V | 1500rpm | 50Hz****ENGINE SPECIFICATION**

Manufacturer / Model	CCEC Cummins KTA50-G3
----------------------	-----------------------

Air intake system	Turbo, Air/Water cooling
-------------------	--------------------------

Fuel system	PT type fuel pump, EFC
-------------	------------------------

Cylinder arrangement	16 in "V"
----------------------	-----------

Displacement	50.3L
--------------	-------

Bore and stroke	159*159 (mm)
-----------------	--------------

Compression ratio	13.9:1
-------------------	--------

Rated speed	1500rpm
-------------	---------

Max. Standby power at rated speed	1227KW/1669HP
-----------------------------------	---------------

Governor type	Electronic
---------------	------------

**Exhaust System**

Exhaust gas flow	240.66 m <sup>3</sup> /min
------------------	----------------------------

Exhaust temperature	525 °C
---------------------	--------

Max back pressure	7kPa
-------------------	------

**Air Intake System**

Max intake restriction	6.23kPa
------------------------	---------

Combustion air flow	98.76 m <sup>3</sup> /min
---------------------	---------------------------

Air flow required for radiator	1200 m <sup>3</sup> /min
--------------------------------	--------------------------

Comprehensive Solutions For

**POWER GENERATION**

**MODEL: H C -1000GF****400V | 1500rpm | 50Hz****Fuel System**

Fuel consumption @ 100% (Prime Power) Load	202 g/kWh	256 L/h
Fuel consumption @ 75% (Prime Power) Load	206 g/kWh	196 L/h
Fuel consumption @ 50% (Prime Power) Load	215 g/kWh	138 L/h

**Oil System**

Total oil capacity	177L
Oil consumption	≤4g/kwh
Oil sump capacity	121~151L

**Cooling System**

Coolant capacity	380L
Max water temperature	104°C

**MODEL: H C -1000GF****400V | 1500rpm | 50Hz****ALTERNATOR SPECIFICATION**

Industrial alternators meet the requirements of the relevant parts of the BS5000, VDE 0530, NEMA MG1-22, IEC34, CSA 22.2-100 and AS1359.

**Alternator Data**

Number of Phase	3
Connecting Type	3 Phase and 4 Wires, Y type connecting
Number of Bearing	1
Power Factor	0.8
Protection Class	IP23
Altitude	≤1000m
Exciter Type	Brushless exciting
Insulation Class/Temperature Rise	H/H
Telephone Influence Factor (TIF)	< 50
THF	<2%
Alternator Capacity	1260kVA
Alternator Efficiency	94.8%

**MODEL: H C -1000GF**

**400V | 1500rpm | 50Hz**

**GENERATING SET DATA**

Related range of voltage setting	≥±5%
Steady-state voltage deviation	≤±1%
Transient voltage deviation (100 % sudden power decrease)	≤+25%
Transient voltage deviation (sudden power increase)	≤-20%
Voltage recovery time (100 % sudden power decrease)	≤6S
Voltage recovery time (sudden power increase)	≤6S
Related range of frequency setting	0-5% adjustable
Steady-state frequency band	≤1.5%
Transient frequency deviation (100 % sudden power decrease)	≤+12%
Transient frequency deviation (sudden power increase)	≤-10%
Frequency recovery time (100 % sudden power decrease)	≤5S
Frequency recovery time (sudden power increase)	≤5S

**STANDARD FEATURES**

Standard auto control system	Exhaust system (including until muffler)	Documents
Oil drain valve	Starting batteries (maintenance-free & watering-free) with connective wires	Special tools

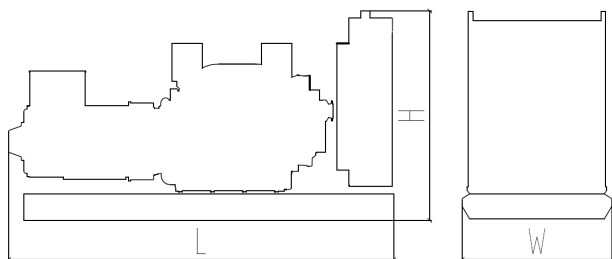
**MODEL: H C -1000GF**

**400V | 1500rpm | 50Hz**

**OPTIONS**

Daily fuel tank	Rainproof type	Remote control panel
Alternator heater	Soundproof type	Paralleling system
Spare parts	Trailer type	Switch box
Automatic transfer switch		

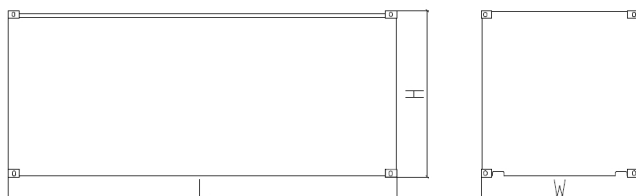
**DIMENSIONS & WEIGHT**



**Standard Configuration (open type)**

Overall Dimensions: 4950×2000×2500 mm

Weight: 9600 kg



**Soundproof Type (standard 20'ft GP container)**

Overall Dimensions: 6058×2438×2591 mm

Weight: 14600 kg

*Specifications are subject to change without notice.*