

GOLF LiFePO4 Battery

B-LFP-48-135



MODEL	B-LFP-48-135GC
NOMINAL VOLTAGE	51.2V
NOMINAL CAPACITY	135AH
CELL CHEMISTRY	Lithium Iron Phosphate (LiFePO4)
CYCLE LIFE	≥4000 cycles at 25°C, 0.5C rate, 80% DOD to 80% of initial capacity

SAFETY & INTELLIGENCE	<ul style="list-style-type: none"> Continuous voltage, current, and temperature monitoring Six redundant safety protections using Level 4 fuses. Multiple battery disconnects and Microprocessors CAN-Bus Communication SOC can check the power at any time Bluetooth® (MOS solution)
----------------------------------	---

PHYSICAL SPECIFICATIONS

Dimensions L*W*H Inches (MM)	24*13.1*9.3 (610*333*240)
Weight LBS (KG)	163 (74)
Terminal Type	M8
Estimated Range: Miles (KM)	50~60 (80~97)
Protection Level	IP65
Shell Material	iron
Handle Material	Metal
Calendar Life	12years 25°C · SOC 100% ,EOL 80%
Battery pack factory SOC	50%
Battery SOC operating range	0~100%

PHYSICAL PRECISION

Insulation requirements	≥20MΩ/1000VDC 25°C±5°C RH50%
Unit voltage acquisition accuracy	±5mV Capture every single monomer
Balanced current	30mA ±10 passive balance
BMS power consumption	≤3W
Temperature acquisition accuracy	±2°C
SOC theoretical estimation accuracy	±5%
Current acquisition accuracy	≤ ± 0.5% FSR

DISCHARGE SPECIFICATIONS Performance and System @77°F (25°C)

Maximum Continuous Discharge Current	200A
Maximum Pulse Discharge Current (30 sec)	330A
Maximum Instantaneous Discharge Current (2 sec)	540A

ELECTRICAL SPECIFICATIONS

Nominal Voltage (V)	51.2
Operating Voltage	40V to 58.40V Battery cell: 2.5V~3.65V
Capacity AMP Hours (AH)	135AH
Energy (WH)	6,912 Wh
Self-Discharge	1~3% per month
Battery Group Solution	16S1P A boxful

TEMPERATURE SPECIFICATIONS

Discharge temperature range	-4°F to 140°F (-20°C to 60°C)
Charge Temperature Range	32°F to 131°F (0°C to 55°C)
Storage Temperature Range	-4°F to 140°F (-20°C to 60°C)


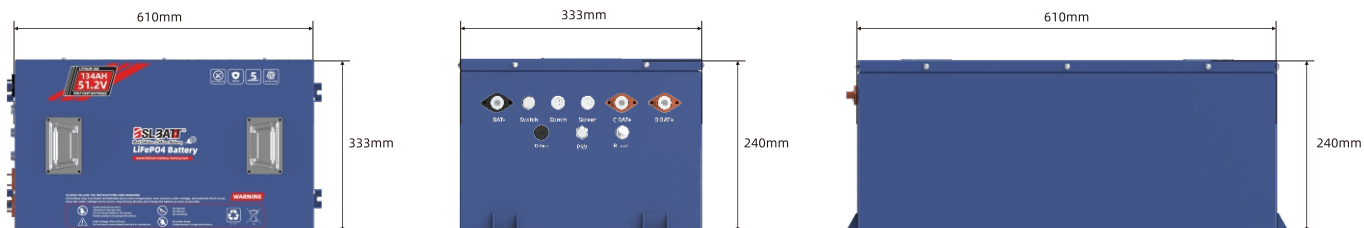
SAFETY AND FEATURES

Protection function	Short Circuit Protection Overheat Protection Overcharge Protection	Over-discharge Protection Overcurrent Protection Real-time Temperature Monitoring
Battery Insurance	PICC	
Battery case function	Switch sleep button Pressure relief valve	
Battery certification	UL/CE/IEC/UN38.3	

CHARGING SPECIFICATIONS

Recommended Standard Charger Current	≤40A
Maximum Continuous Charging Current	60A 50°F~113°F (10°C~45°C) · 5% < SOC < 80%
Maximum instantaneous charging current (10S)	130A 50°F~113°F (10°C~45°C) · 5% < SOC < 80%





FIVE YEAR COST COMPARISON BETWEEN BSLBATT & LEAD ACID BATTERIES

	YEAR 1	YEAR 2	YEAR 3	YEAR 4	YEAR 5
BSLBATT	\$ Cost Of Battery	✂ Installation	⚙ Maintenance	⚙ Maintenance	⚙ Maintenance
	\$\$\$\$\$				
				Total	\$\$\$\$
Lead Acid	\$\$	\$	\$	\$	\$\$
				Total	\$\$\$\$\$\$\$\$\$

STRUCTURAL DIFFERENCES IN THE BSLBATT GOLF CART SERIES

Each Cell Is Encased In Aluminum

- ✓ Provides dimensional stability

Steel Battery Bracket

- ✓ Provides vibration and shock resistance

External Heat Sink Keeps

- ✓ BMS cool by providing heat dissipation to outside

BMS Bolted To Heat Sink

- ✓ Reduces vibration and prevents accidental faults due to vibration and it extends battery life

Bolted Connections To BMS

- ✓ Provides stable mechanical and electrical connections

Positive And Negative BusBar

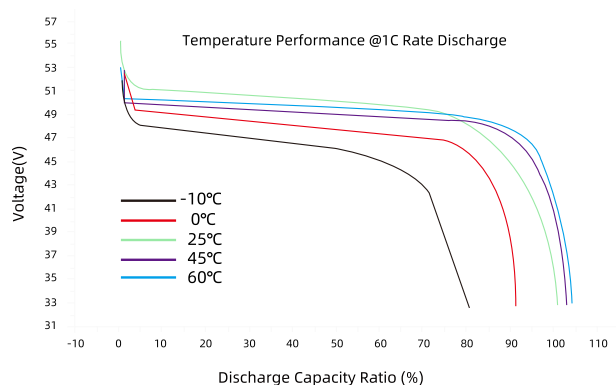
- ✓ Creates an exceptional current collector

Ip65 Rated Casing

- ✓ Ensures water, dust and splash-resistance

TECHNICAL BSLBATT LITHIUM CURVE

ENVIRONMENT TEMPERATURE: 25°C



CHARGING CONDITION: 1C CC-CV to 3.65V, cutoff 0.05C @25°C; 100Ah-Discharge Rate@25°C

