2.4/5.8G 13/15dBi Dual-polarized Panel Antenna



Cowin Antenna

Electrical Specifications 电性指标

Part Number 料号	**CWPB2458-45VH13CNJ**
Frequency Range 频率范围	**2400-2500/5150-5850MHz**
Bandwidth 带宽	**100/700MHz**
Peak Gain 峰值增益	**13/15dBi**
Radiation Direction 辐射方向	**Directional**
Polarization 极化方式	**Vertical / Horizontal**
Electrical Downtilt 电下倾角	**0**
Half Power Beamwidths 半功率波瓣宽度	**H: 45°/H: 20°** **E: 48°/E: 20°**
Port Isolation(dB)端口隔离度(dB)	**≥25dB**
Front-to-rear ratio 前后比	**20dB/≥25dB**
Impedance 输入阻抗	**50Ω**
VSWR 电压驻波比	**≤2.0**
Maximum Power 最大功率	**20W**
Lightning Protection 雷电保护	**DC Grounding**

Mechanical Specifications 机械性能	
Connector Type 接头类型	**2*N Male 90°**
Connector Position 接头位置	**Back**
Cable type 线材类型	**/**
Antenna Size 天线尺寸	**306*306*25MM**
Antenna Weight 天线重量	**1.3KG**
Radome Material 外罩材料	**ABS**
Radome Colour 外罩颜色	**White**
Mechanically Adjustable Tilt Angle 机械可调倾角	**0-60°**
Temperature Range 温度	**-40-60℃**
Extreme Wind Speed 极限风速	**60m/s**
Pole Diameter 抱杆直径	**35-50MM**
Mounting Method 安装方式	**Pole Mount**
Mounting Model 安装件型号	**L-shaped steel clamp**
Environmental Standards 环保标准	**ROHS/REACH**

Cowin Antenna

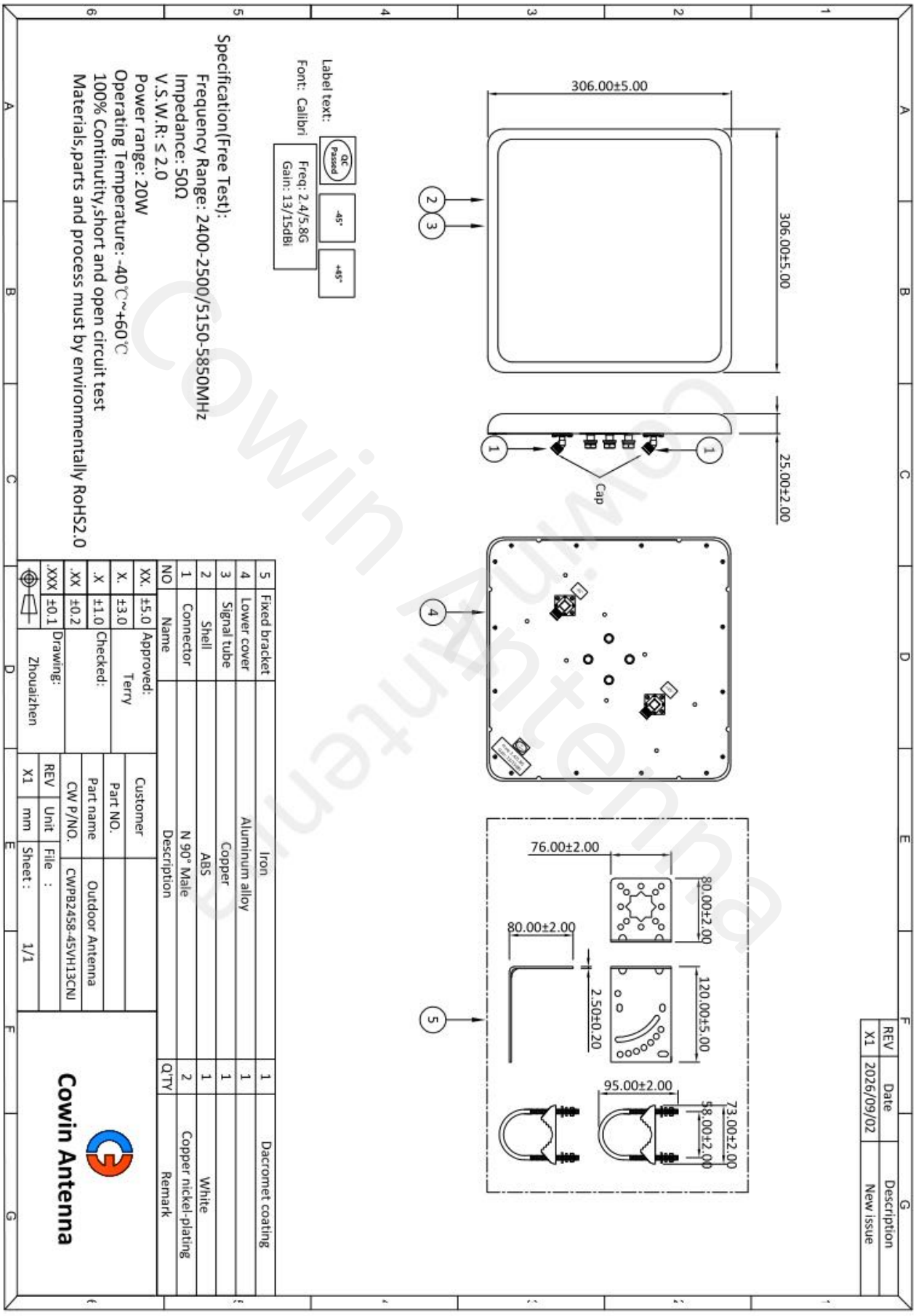
306.00±5.00
306.00±5.00
25.00±2.00
Cap
Label text:
QC Passed
-45°
+45°
Font: Calibri
Freq: 2.4/5.8G
Gain: 13/15dBi
76.00±2.00
80.00±2.00
80.00±2.00
120.00±5.00
2.50±0.20
95.00±2.00
73.00±2.00
58.00±2.00
REV
Date
Description
X1
2026/09/02
New issue
Specification(Free Test):
Frequency Range: 2400-2500/5150-5850MHz
Impedance: 50Ω
V.S.W.R: ≤ 2.0
Power range: 20W
Operating Temperature: -40℃~+60℃
100% Continutity,short and open circuit test
Materials,parts and process must by environmentally RoHS2.0
5 Fixed bracket Iron 1 Dacromet coating
4 Lower cover Aluminum alloy 1
3 Signal tube Copper 1
2 Shell ABS 1 White
1 Connector N 90° Male 2 Copper nickel-plating
NO Name Description Q'TY Remark
XX. ±5.0
X. ±3.0
.X ±1.0
.XX ±0.2
.XXX ±0.1
Approved: Terry
Checked:
Drawing: Zhouaizhen
Customer
Part NO.
Part name Outdoor Antenna
CW P/NO. CWPB2458-45VH13CNJ
REV X1
Unit mm
File :
Sheet : 1/1
Cowin Antenna
Cowin Antenna

V.S.W.R (H)

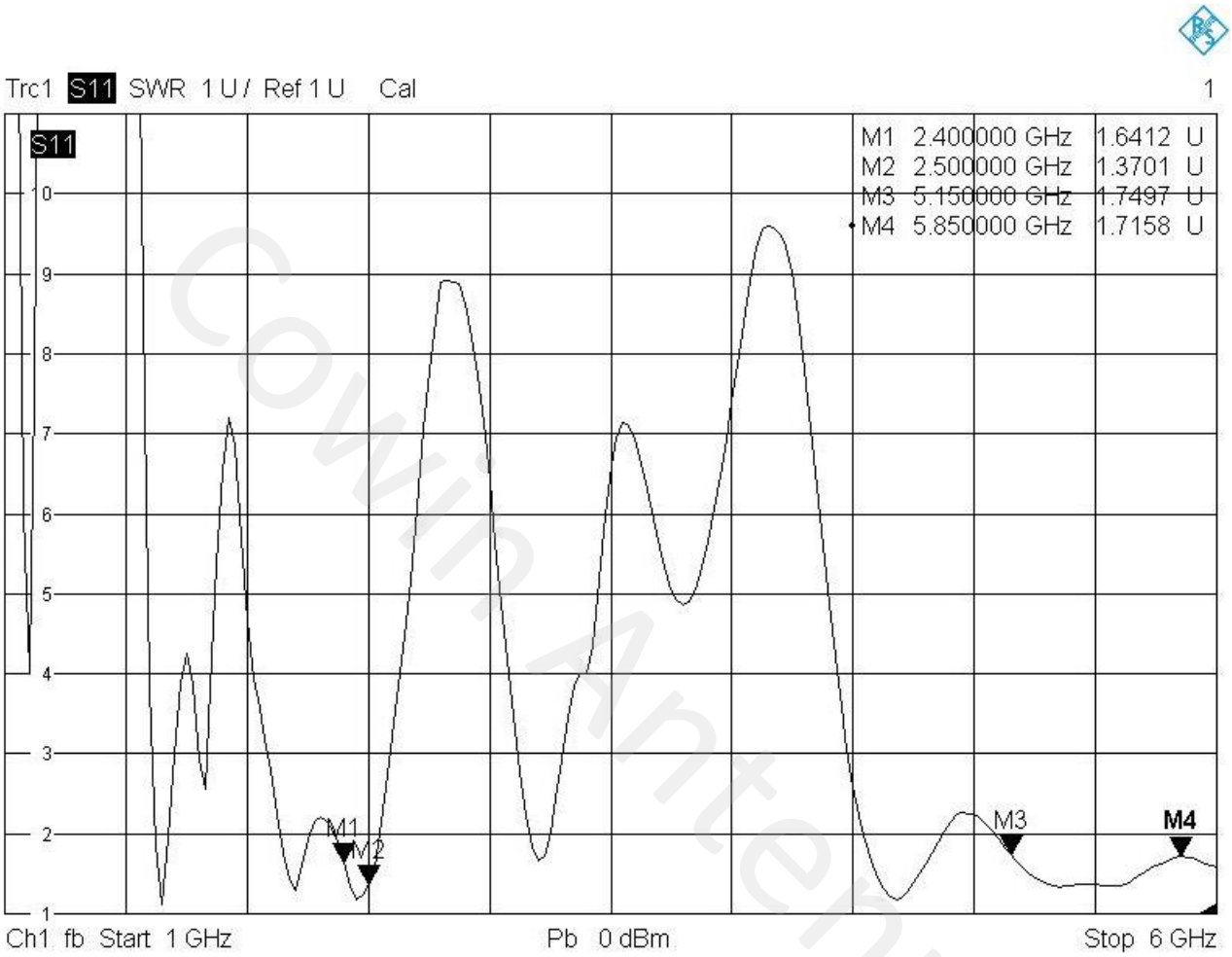

Cowin Antenna

V.S.W.R (V)

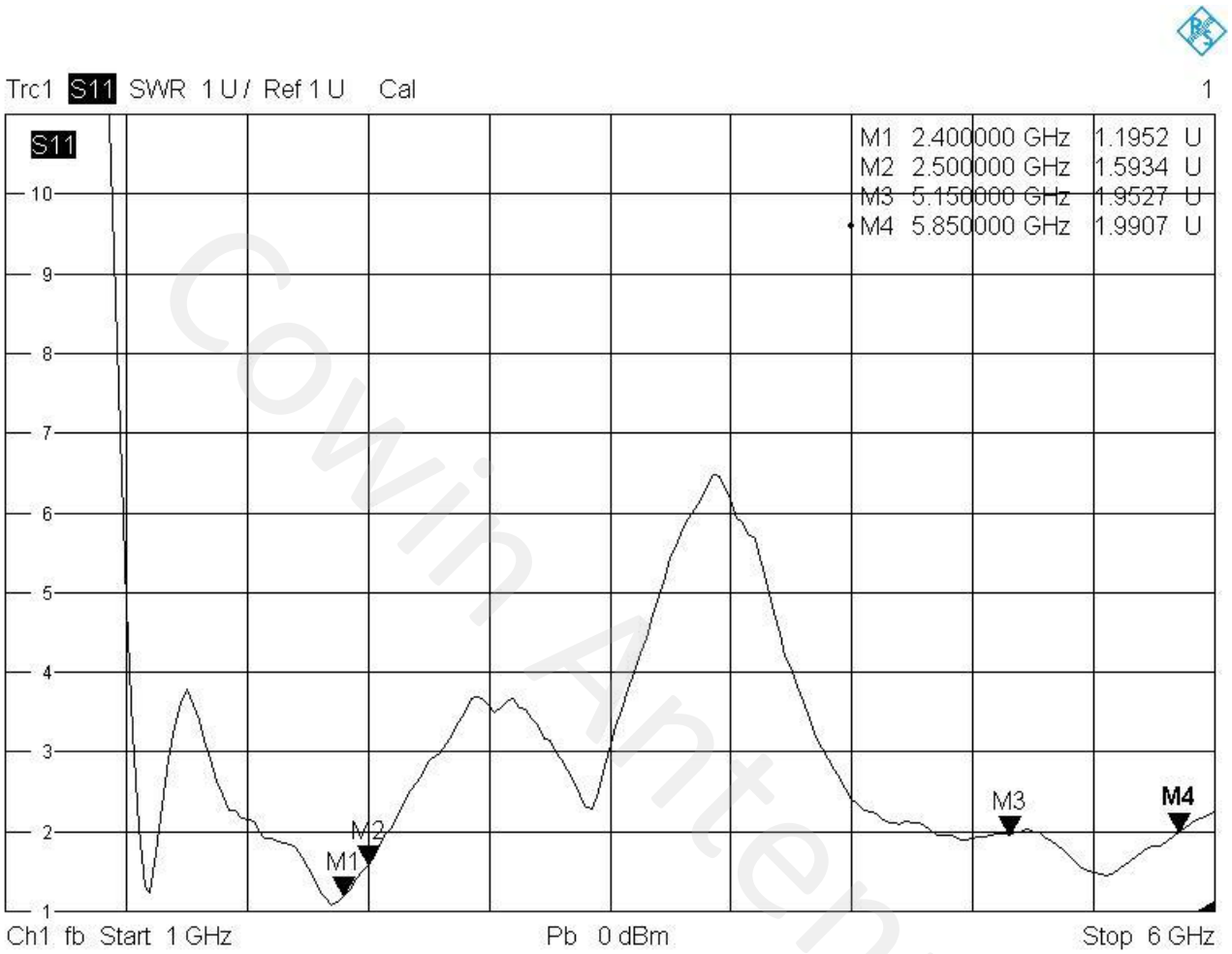

Cowin Antenna

Efficiency (H)

Frequency (MHz)	Efficiency (%)
2400	69.32
2450	71.45
2500	62.41
5150	65.34
5350	59.56
5500	60.57
5850	64.23

Cowin Antenna

Efficiency (V)

Frequency (MHz)	Efficiency (%)
2400	69.82
2450	71.45
2500	62.81
5150	65.01
5350	59.84
5500	60.26

Cowin Antenna

Peak Gain (H)

Frequency (MHz)	Max Gain (dBi)
2400	13.33
2450	13.85
2500	13.31
5150	14.51
5350	14.33
5500	14.38
5850	14.35

Cowin Antenna

Peak Gain (V)

Frequency (MHz)	Max Gain (dBi)
2400	13.23
2450	13.81
2500	13.28
5150	14.41
5350	14.43
5500	14.28
5850	14.34

Cowin Antenna

2D Radiation Patterns (H)

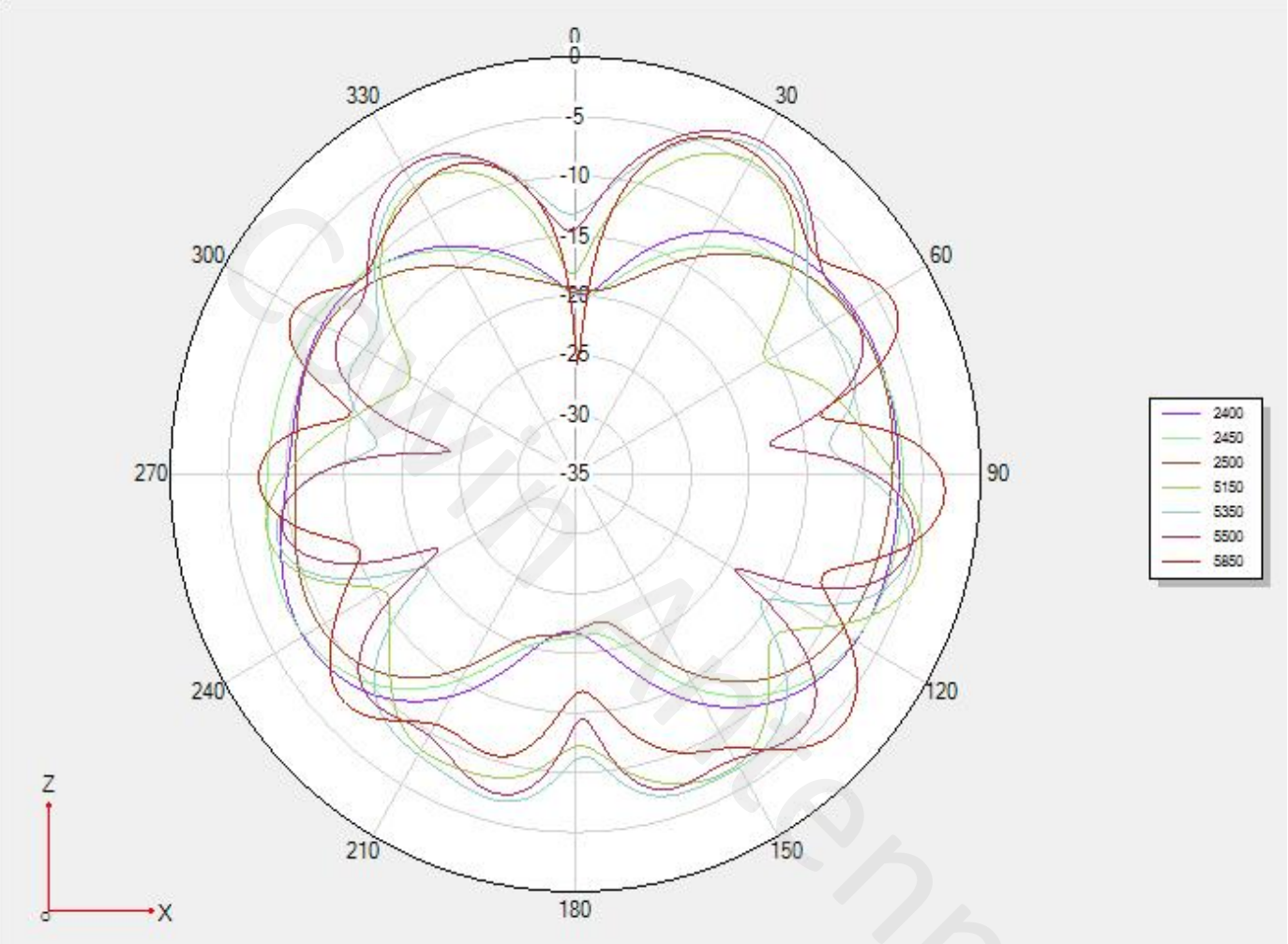

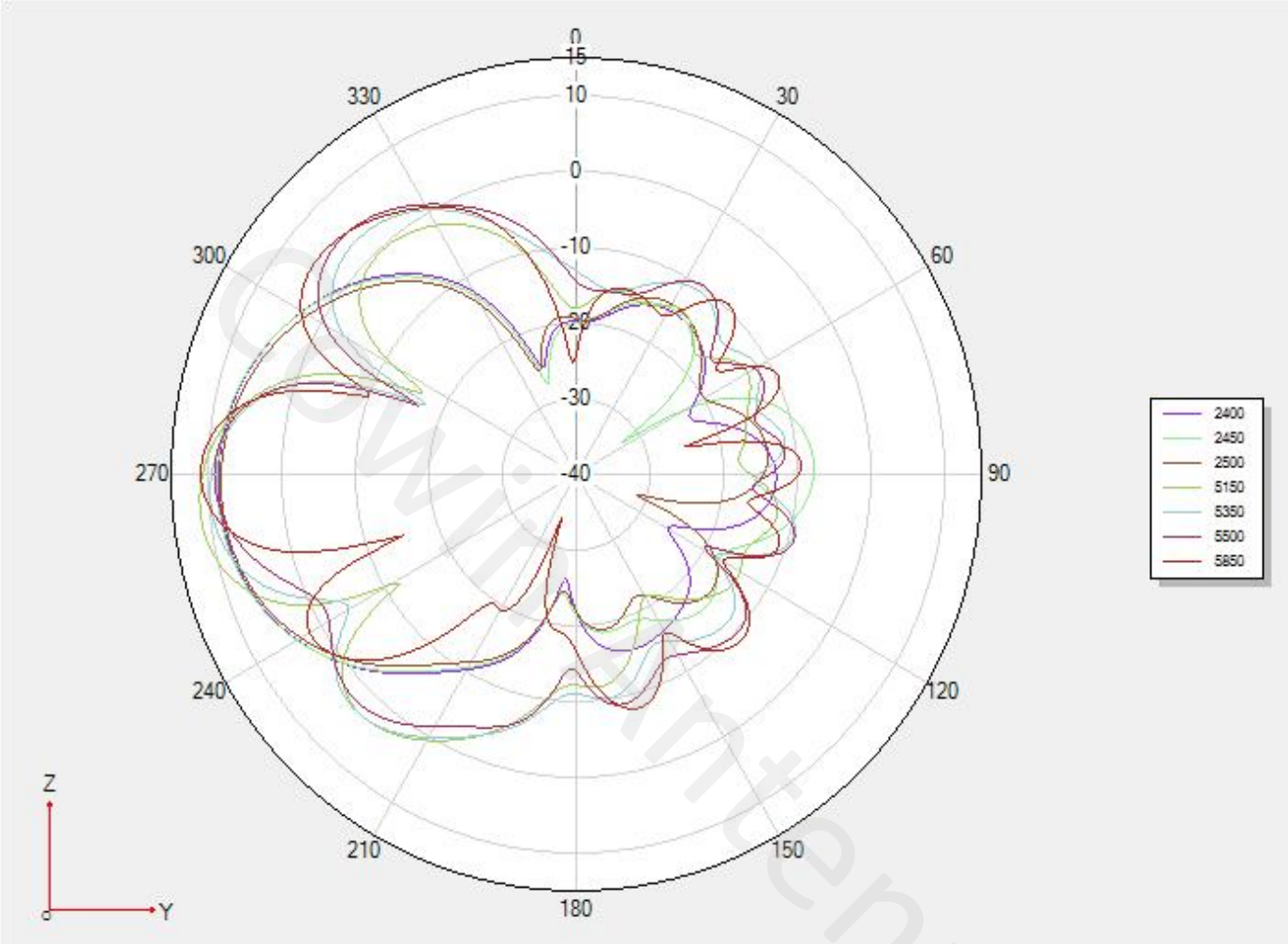

Cowinantenna

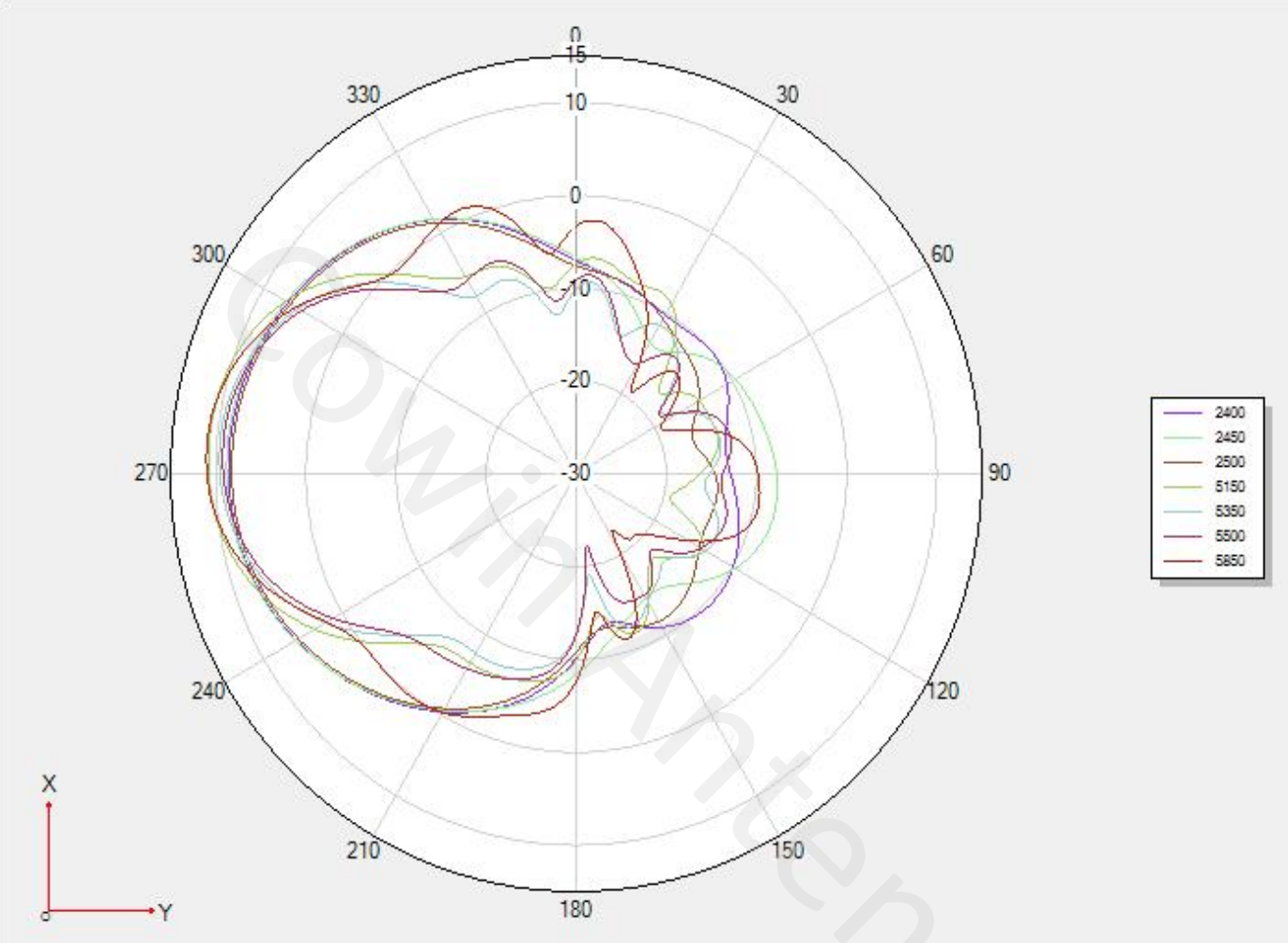

Cowin Antenna

2D Radiation Patterns (V)

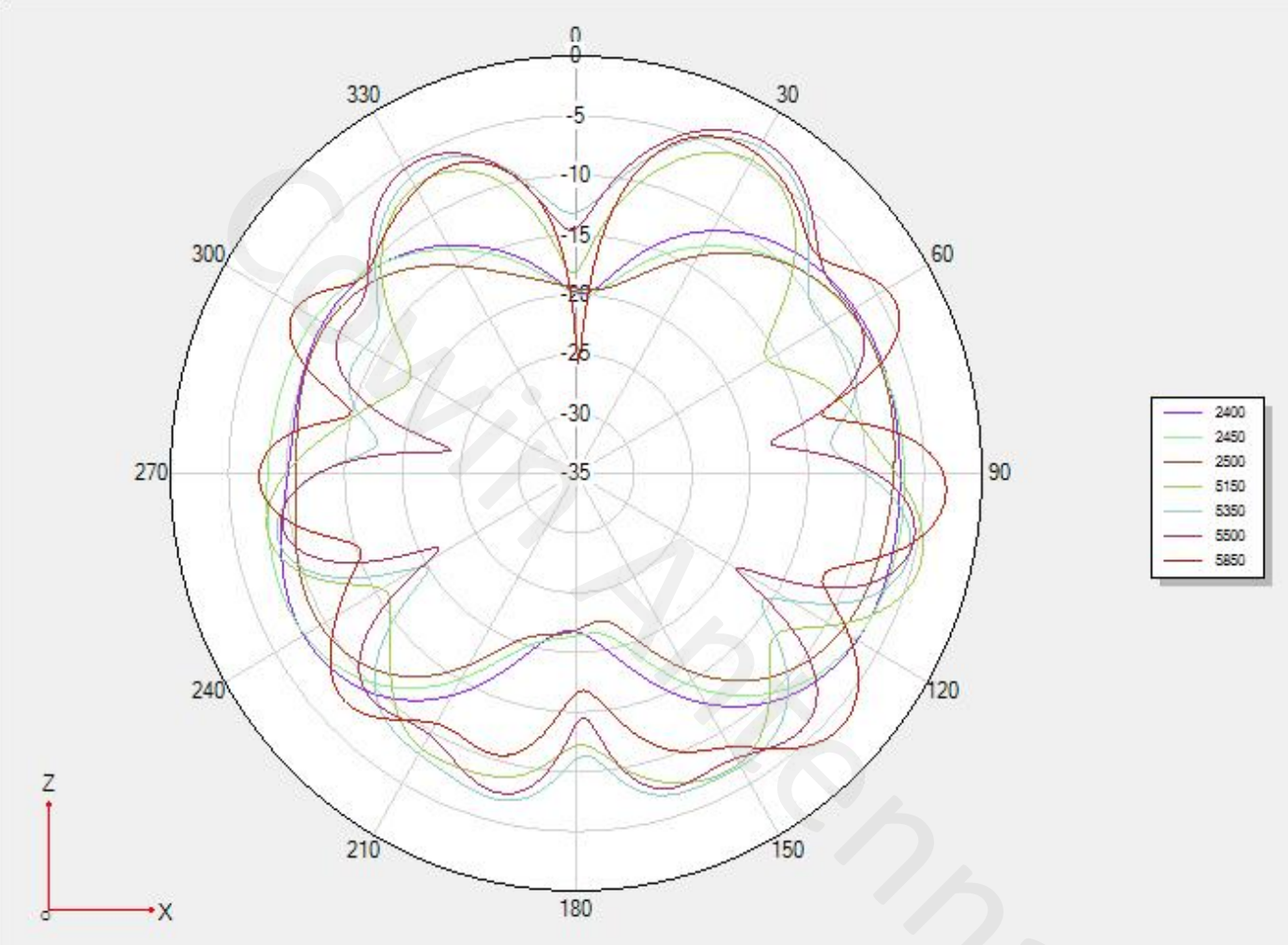

Cowin Antenna

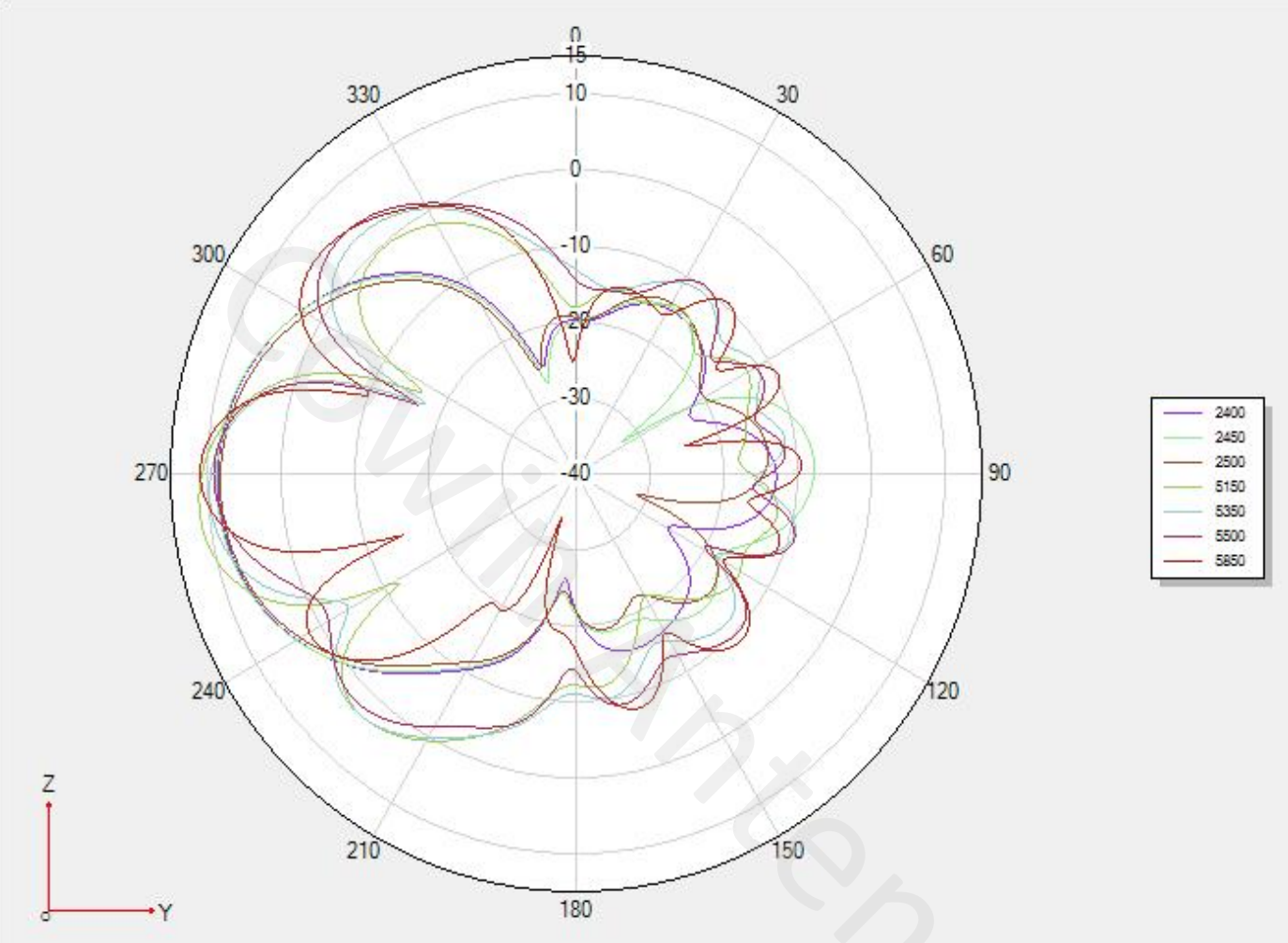

Cowinantenna

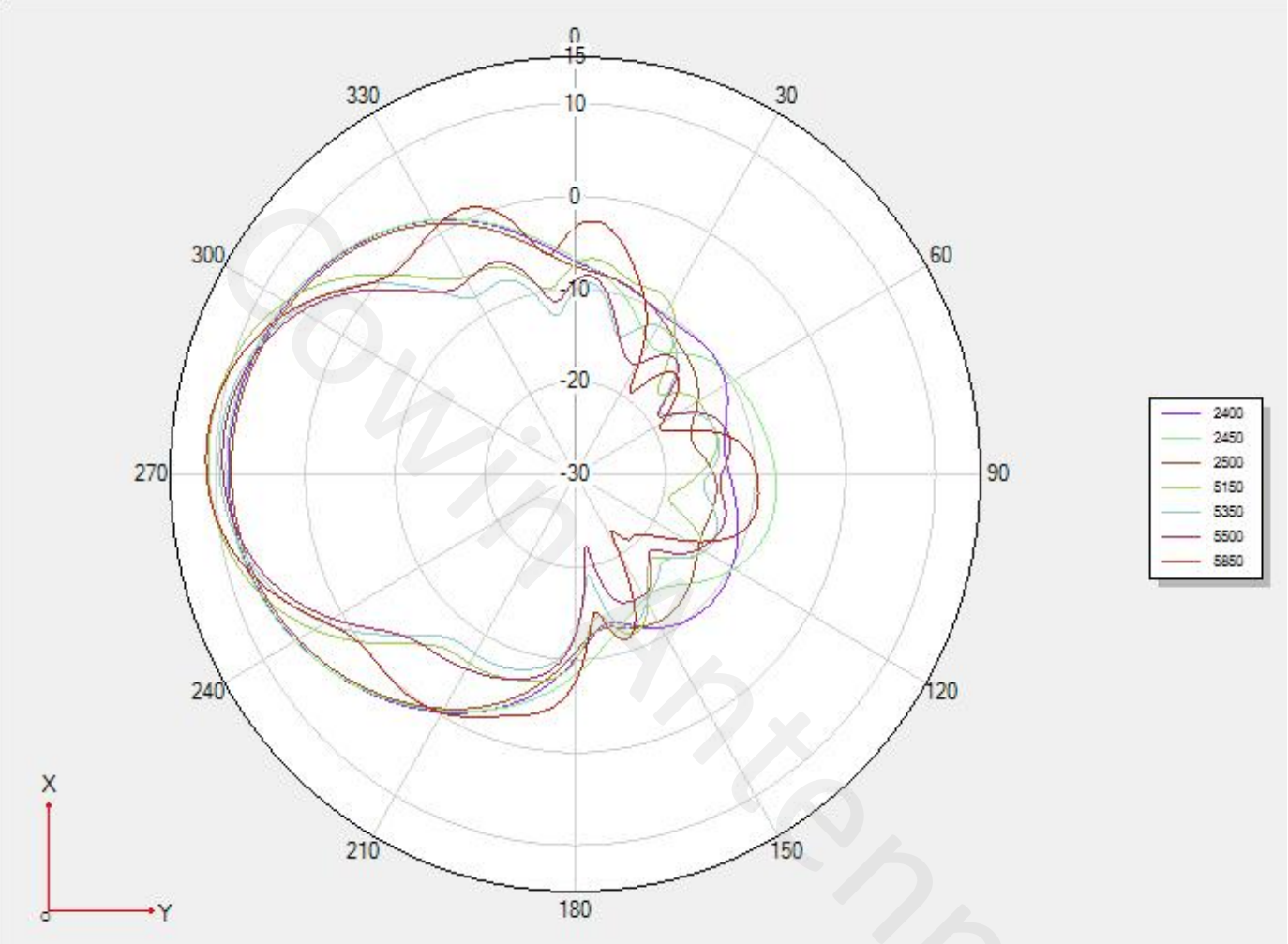

Cowin Antenna