6dBi 1300-1500MHz Omni Fiberglass Antenna



Cowin Antenna

Electrical Specifications 电性指标	
Part Number 料号	**CWBLG1315V7SGXN-U**
Frequency Range 频率范围	**1300-1500MHz**
Bandwidth 带宽	**200**
Peak Gain 峰值增益	**6dBi**
Radiation Direction 辐射方向	**Omnidirectional**
Polarization 极化方式	**Vertical**
Electrical Downtilt 电下倾角	**/**
Half Power Beamwidths 半功率波瓣宽度	**/**
First Upper Sidelobe Suppression 第一上旁瓣抑制	**/**
Front-to-rear ratio 前后比	**/**
Impedance 输入阻抗	**50Ω**
VSWR 电压驻波比	**≤2.5**
Maximum Power 最大功率	**50W**
Lightning Protection 雷电保护	**DC Grounding**

Mechanical Specifications 机械性能	
Connector Type 接头类型	**Rotatable N Male**
Connector Position 接头位置	**Bottom**
Cable type 线材类型	**Black LMR195/L=125CM**
Antenna Size 天线尺寸	**800*20MM**
Antenna Weight 天线重量	**1KG**
Radome Material 外罩材料	**Fiberglass**
Radome Colour 外罩颜色	**Gray**
Mechanically Adjustable Tilt Angle 机械可调倾角	**/**
Temperature Range 温度	**-40-85℃**
Extreme Wind Speed 极限风速	**60m/s**
Pole Diameter 抱杆直径	**35-50MM**
Mounting Method 安装方式	**Pole Mount**
Mounting Model 安装件型号	**2*HXJM004.02/03/Dacromet**
Environmental Standards 环保标准	**ROHS/REACH**

Cowin Antenna

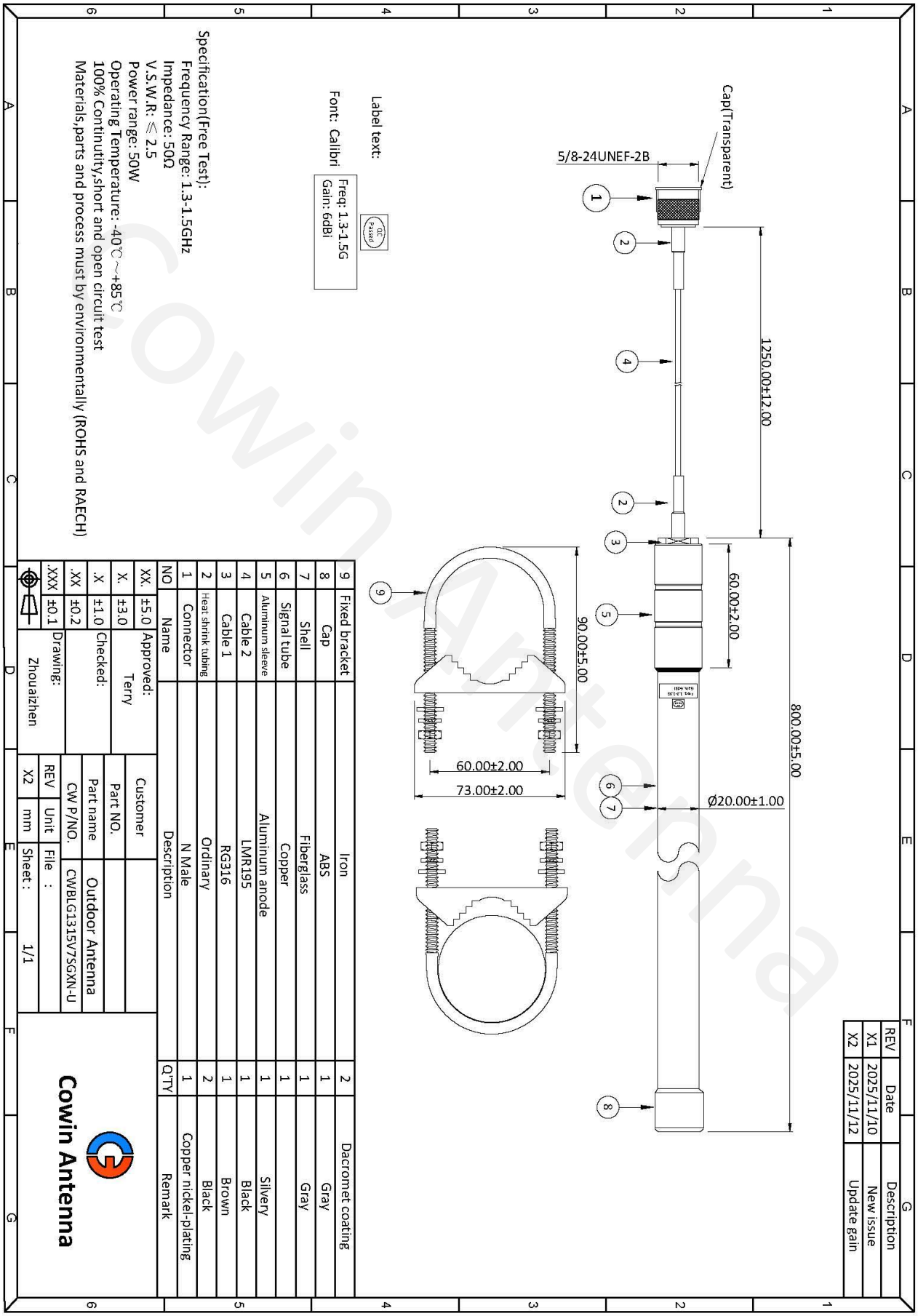

REV	Date	Description
X1	2025/11/10	New issue
X2	2025/11/12	Update gain

NO	Name	Description	QTY	Remark
9	Fixed bracket	Iron	2	Dacromet coating
8	Cap	ABS	1	Gray
7	Shell	Fiberglass	1	Gray
6	Signal tube	Copper	1	
5	Aluminum sleeve	Aluminum anode	1	Silvery
4	Cable 2	LMR195	1	Black
3	Cable 1	RG316	1	Brown
2	Heat shrink tubing	Ordinary	2	Black
1	Connector	N Male	1	Copper nickel-plating

XX.	±5.0
X.	±3.0
X	±1.0
.XX	±0.2
.XXX	±0.1

Approved: Terry
Checked:
Drawing: Zhouaizhen

Customer
Part NO.
Part name: Outdoor Antenna
CW P/NO.: CWBLG1315V7SGXN-U

REV: X2
Unit: mm
File :
Sheet : 1/1

Cowin Antenna

CowinAntenna

V.S.W.R

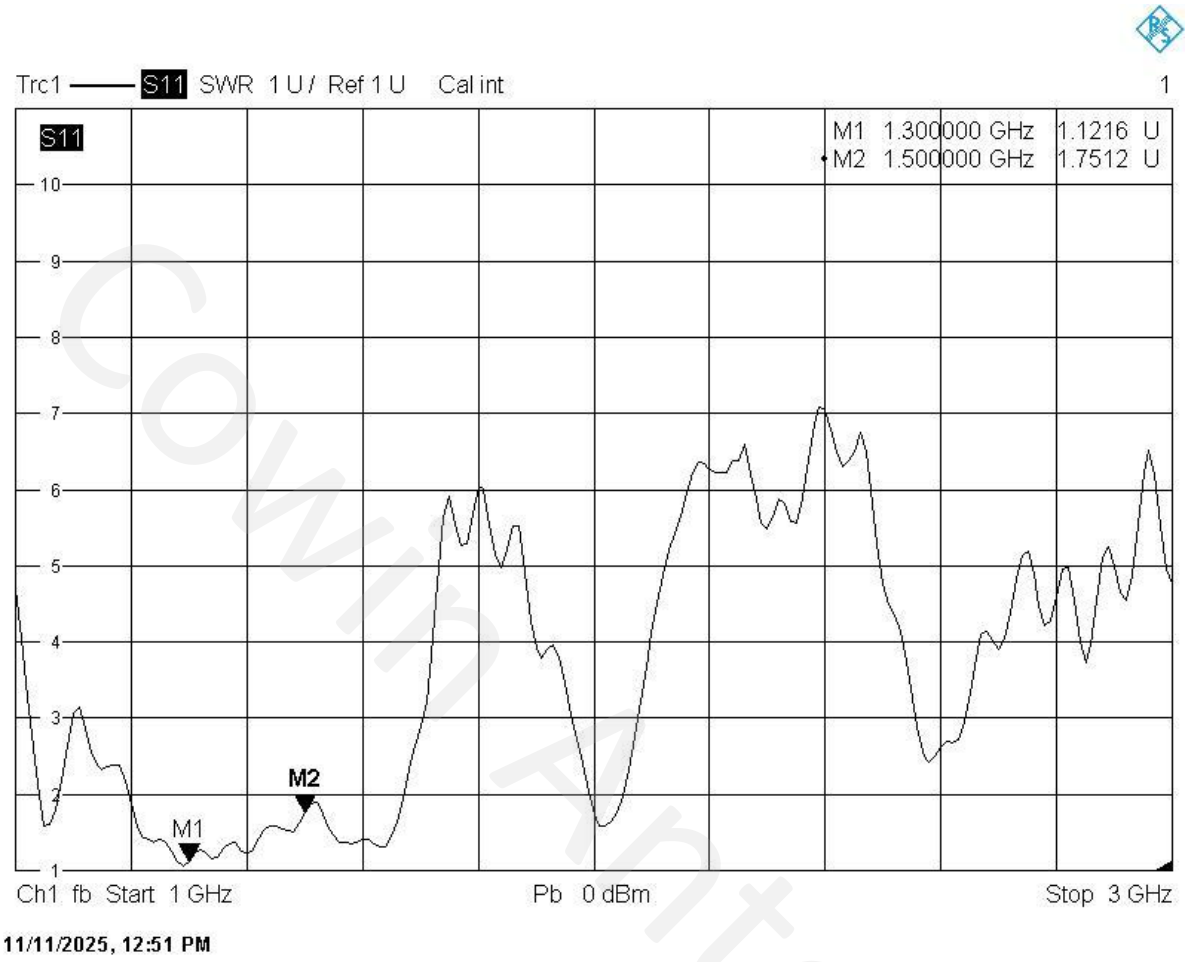

Cowin Antenna

Efficiency

Frequency (MHz)	Efficiency (%)
1300	54.83
1350	64.27
1400	55.72
1450	50.47
1500	59.16

Cowin Antenna

Peak Gain

Frequency (MHz)	Max Gain (dBi)
1300	5.52
1350	5.25
1400	5.62
1450	5.13
1500	5.34

Cowin Antenna

2D Radiation Patterns

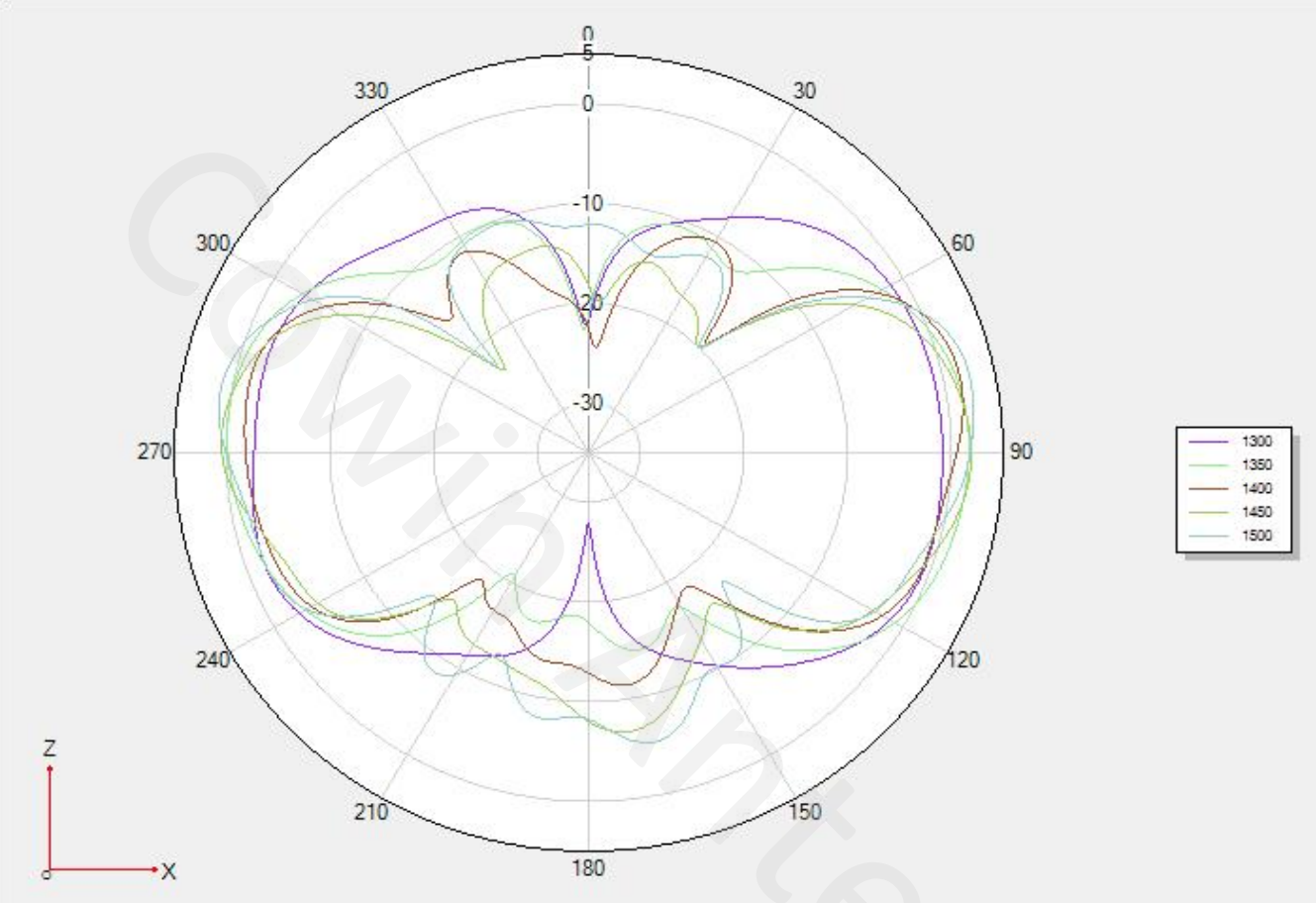

Cowinantenna

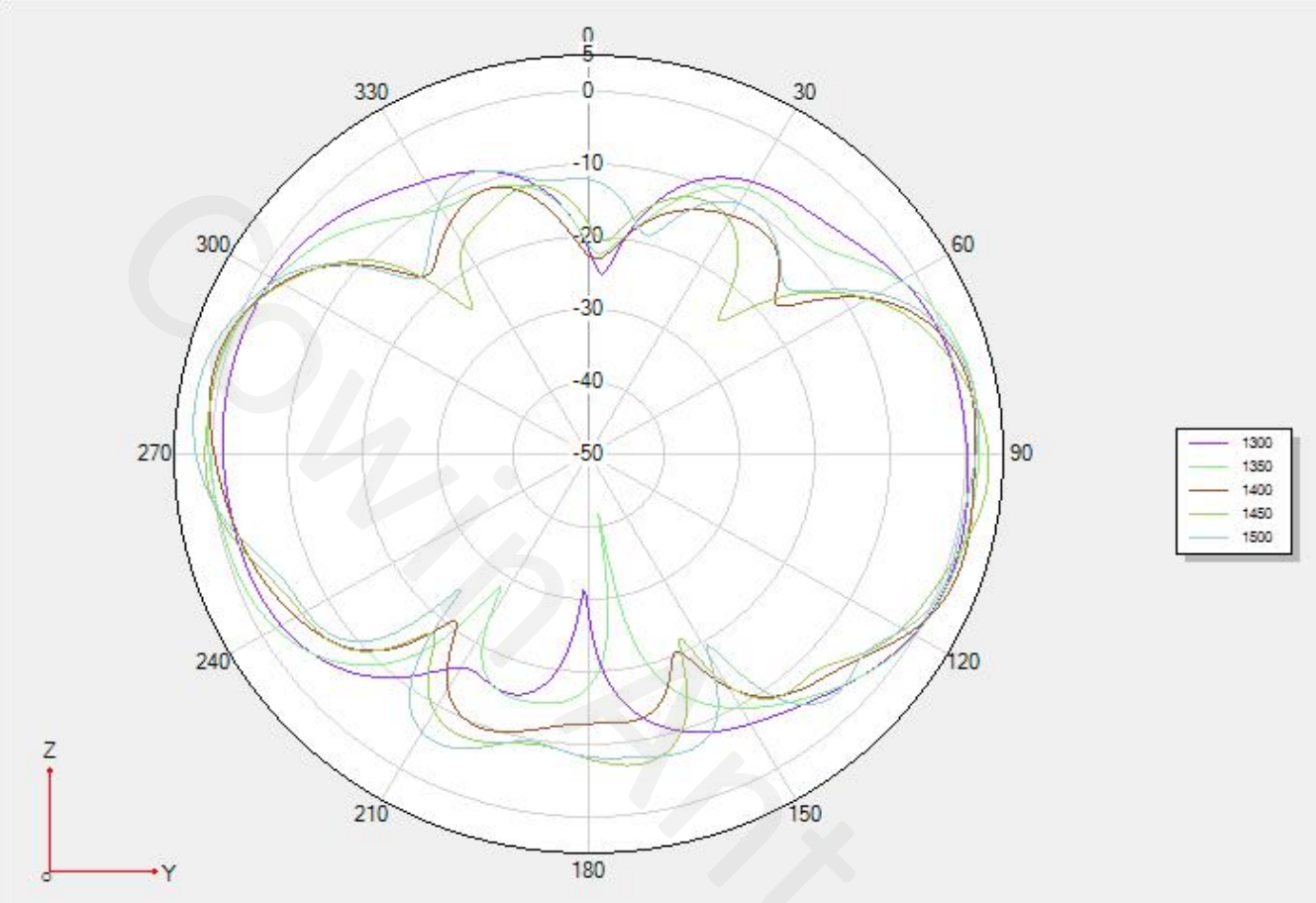

Cowinantenna

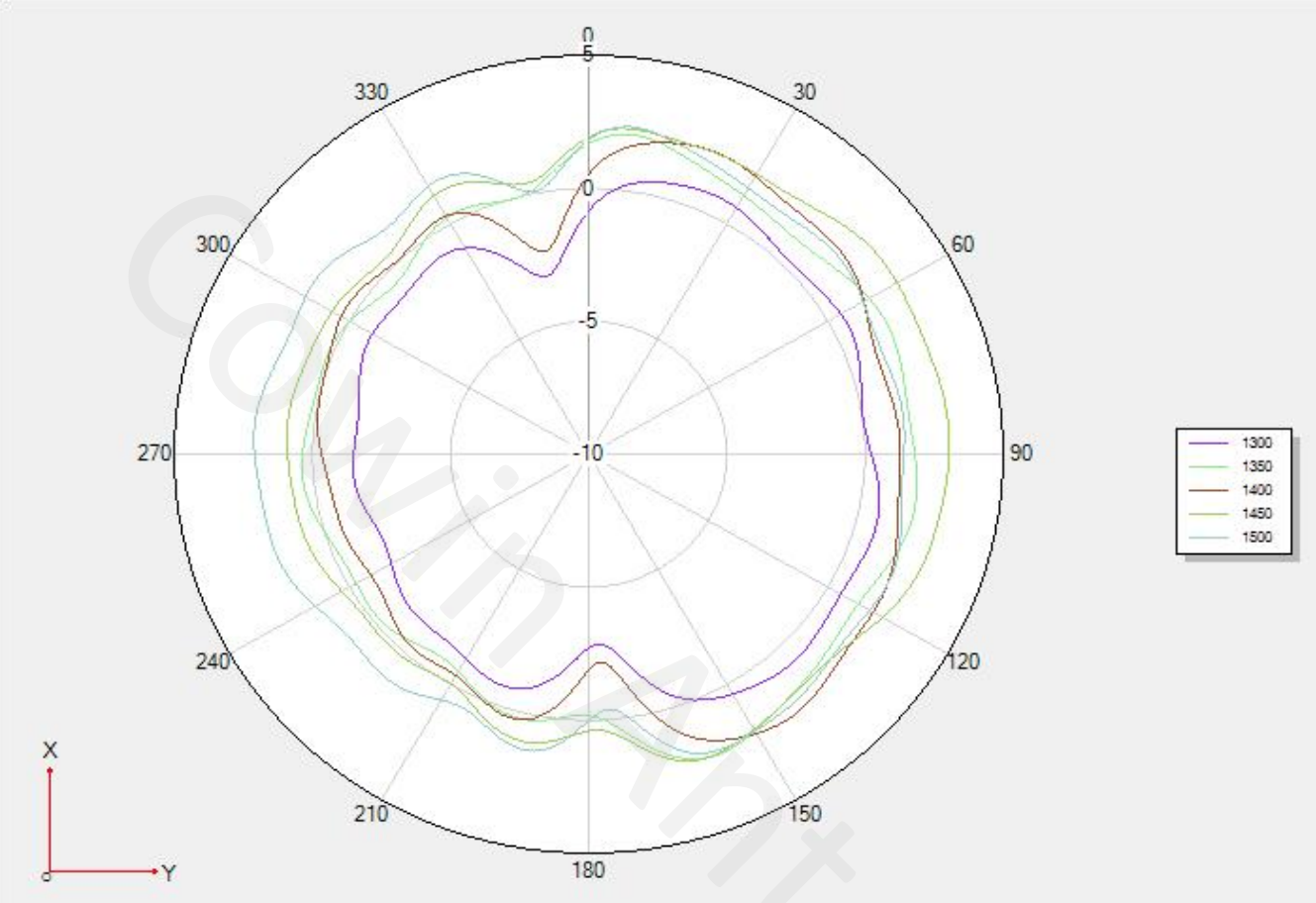

Cowin Antenna