9/8dBi 2.4/5.8G Omni Fiberglass Antenna



Cowin Antenna

Electrical Specifications 电性指标	
Part Number 料号	**CWBLG2458V9F2WN-U**
Frequency Range 频率范围	**2400-2483/5150-5850MHz**
Bandwidth 带宽	**83/700MHz**
Peak Gain 峰值增益	**9/8dBi**
Radiation Direction 辐射方向	**Omnidirectional**
Polarization 极化方式	**Vertical**
Electrical Downtilt 电下倾角	**/**
Half Power Beamwidths 半功率波瓣宽度	**/**
First Upper Sidelobe Suppression 第一上旁瓣抑制	**/**
Front-to-rear ratio 前后比	**/**
Impedance 输入阻抗	**50Ω**
VSWR 电压驻波比	**≤2.0**
Maximum Power 最大功率	**20W**
Lightning Protection 雷电保护	**DC Grounding**

Mechanical Specifications 机械性能	
Connector Type 接头类型	**N Female**
Connector Position 接头位置	**Bottom**
Cable type 线材类型	**/**
Antenna Size 天线尺寸	**930*25MM**
Antenna Weight 天线重量	**0.4KG**
Radome Material 外罩材料	**Fiberglass**
Radome Colour 外罩颜色	**White**
Mechanically Adjustable Tilt Angle 机械可调倾角	**/**
Temperature Range 温度	**-40-85℃**
Extreme Wind Speed 极限风速	**60m/s**
Pole Diameter 抱杆直径	**30-50MM**
Mounting Method 安装方式	**Pole Mount**
Mounting Model 安装件型号	**HXJM005 / Aluminum profile sandblasting and oxidation**
Environmental Standards 环保标准	**ROHS/REACH**

Cowin Antenna

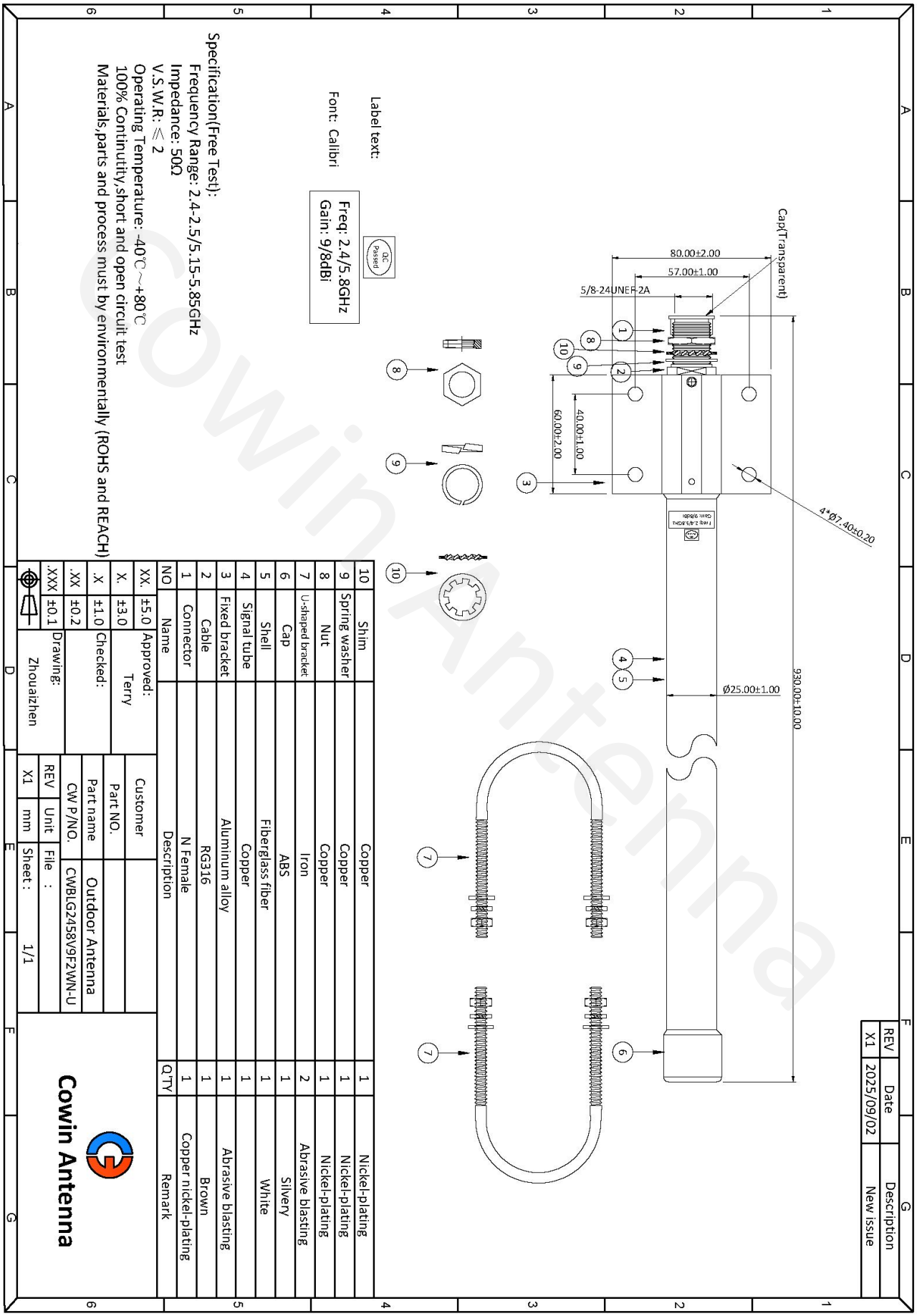
Cap(Transparent)
80.00±2.00
57.00±1.00
5/8-24UNEF-2A
60.00±2.00
40.00±1.00
4*Ø7.40±0.20
Ø25.00±1.00
930.00±10.00
Label text:
Font: Calibri
Freq: 2.4/5.8GHz
Gain: 9/8dBi
QC Passed
Specification(Free Test):
Frequency Range: 2.4-2.5/5.15-5.85GHz
Impedance: 50Ω
V.S.W.R: ⩽ 2
Operating Temperature: -40℃～+80℃
100% Continutity,short and open circuit test
Materials,parts and process must by environmentally (ROHS and REACH)
10 Shim Copper 1 Nickel-plating
9 Spring washer Copper 1 Nickel-plating
8 Nut Copper 1 Nickel-plating
7 U-shaped bracket Iron 2 Abrasive blasting
6 Cap ABS 1 Silvery
5 Shell Fiberglass fiber 1 White
4 Signal tube Copper 1
3 Fixed bracket Aluminum alloy 1 Abrasive blasting
2 Cable RG316 1 Brown
1 Connector N Female 1 Copper nickel-plating
NO Name Description QTY Remark
XX. ±5.0 Approved: Terry
X. ±3.0
.X ±1.0 Checked:
.XX ±0.2 Drawing: Zhouaizhen
.XXX ±0.1
Customer
Part NO.
Part name Outdoor Antenna
CW P/NO. CWBLG2458V9F2WN-U
REV X1 Unit mm File : Sheet : 1/1
Cowin Antenna
REV Date Description
X1 2025/09/02 New issue

V.S.W.R

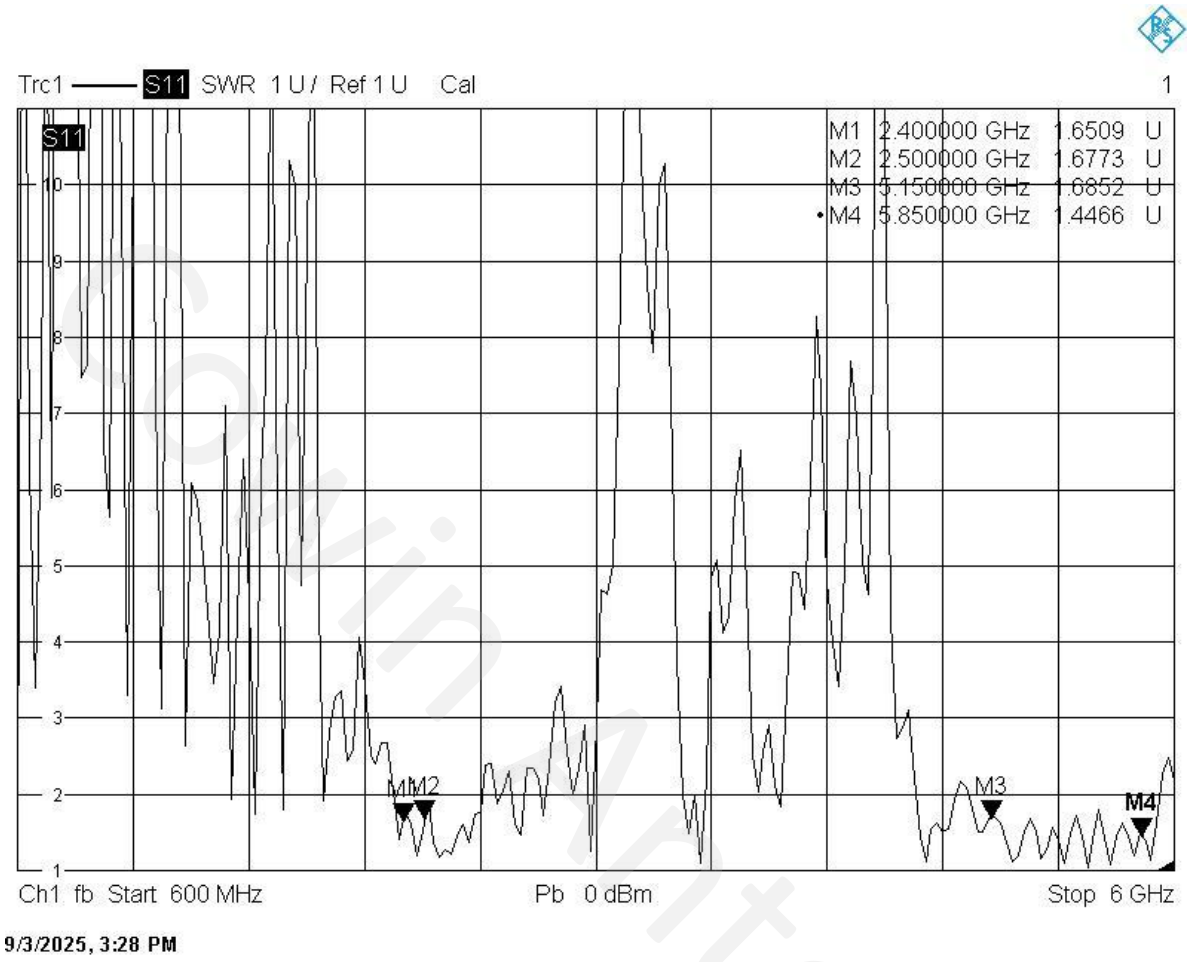

Cowin Antenna

Efficiency

Frequency (MHz)	Efficiency (%)
2400	60.72
2450	60.14
2500	60.35
5150	60.27
5250	60.98
5350	60.85
5500	60.11
5700	60.04
5850	60.49

Cowin Antenna

Peak Gain

Frequency (MHz)	Max Gain (dBi)
2400	8.37
2450	8.34
2500	8.75
5150	5.82
5250	5.32
5350	5.23
5500	7.26
5700	7.12
5850	7.23

Cowin Antenna

2D Radiation Patterns

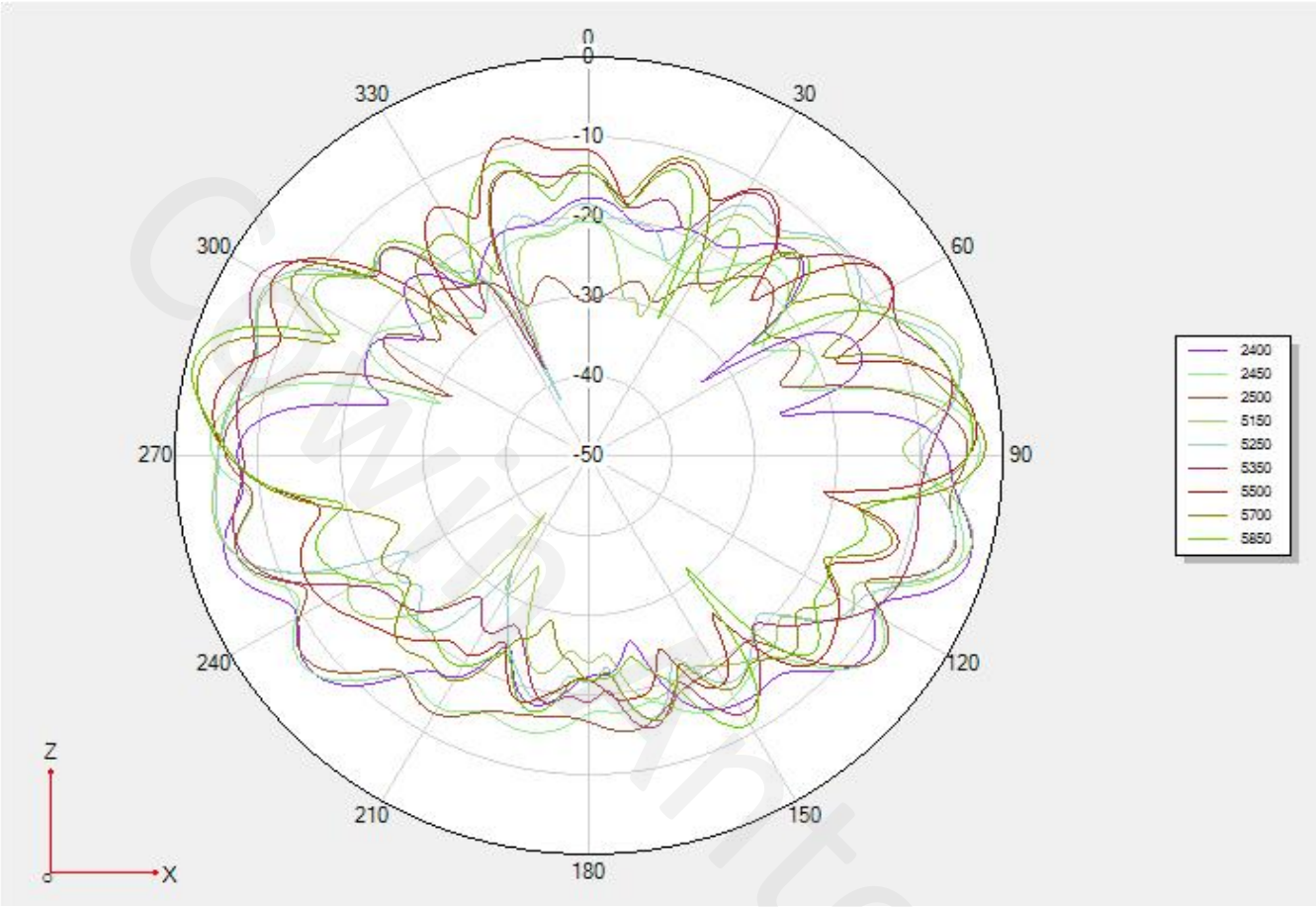

Cowin Antenna

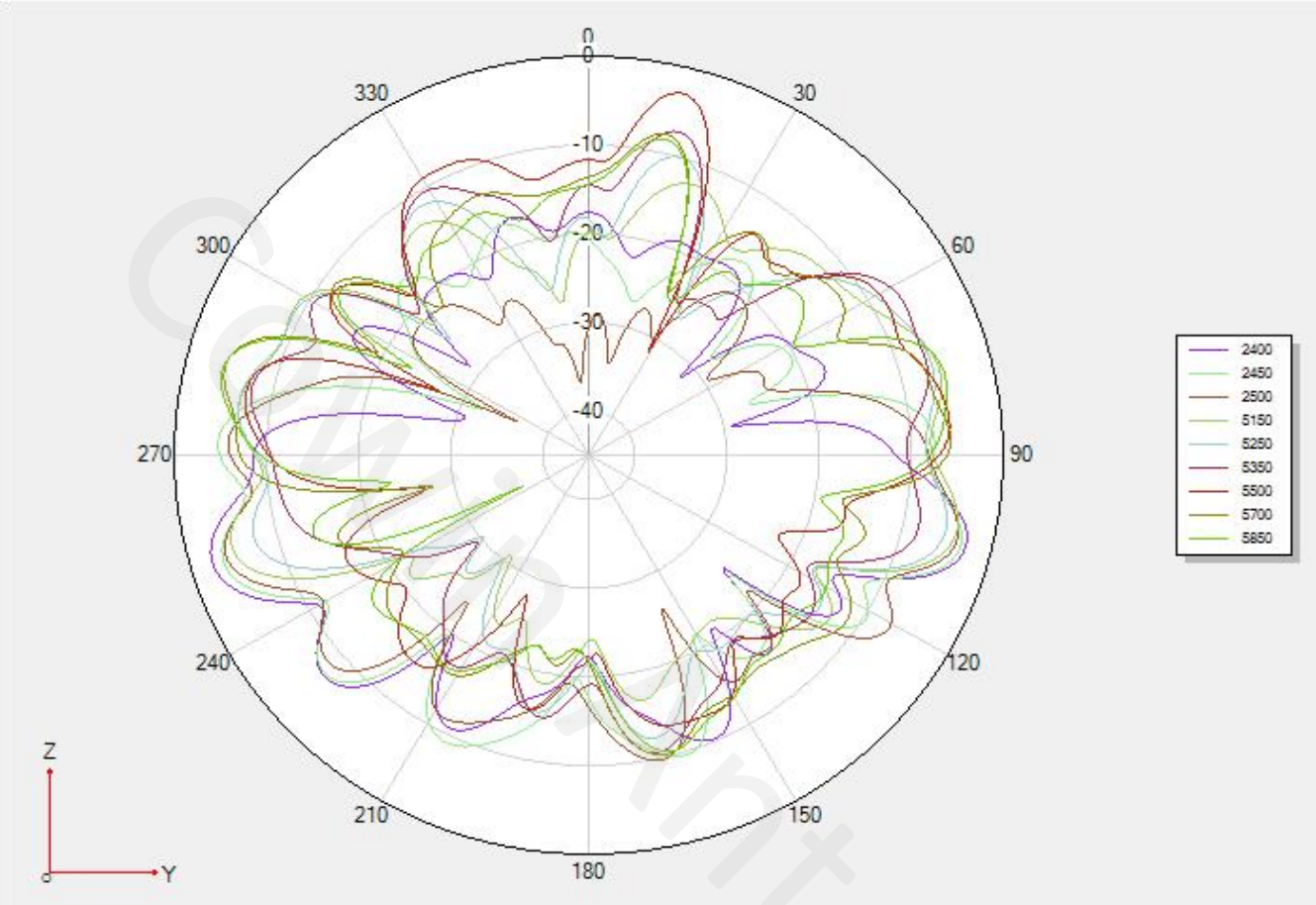

Cowin Antenna

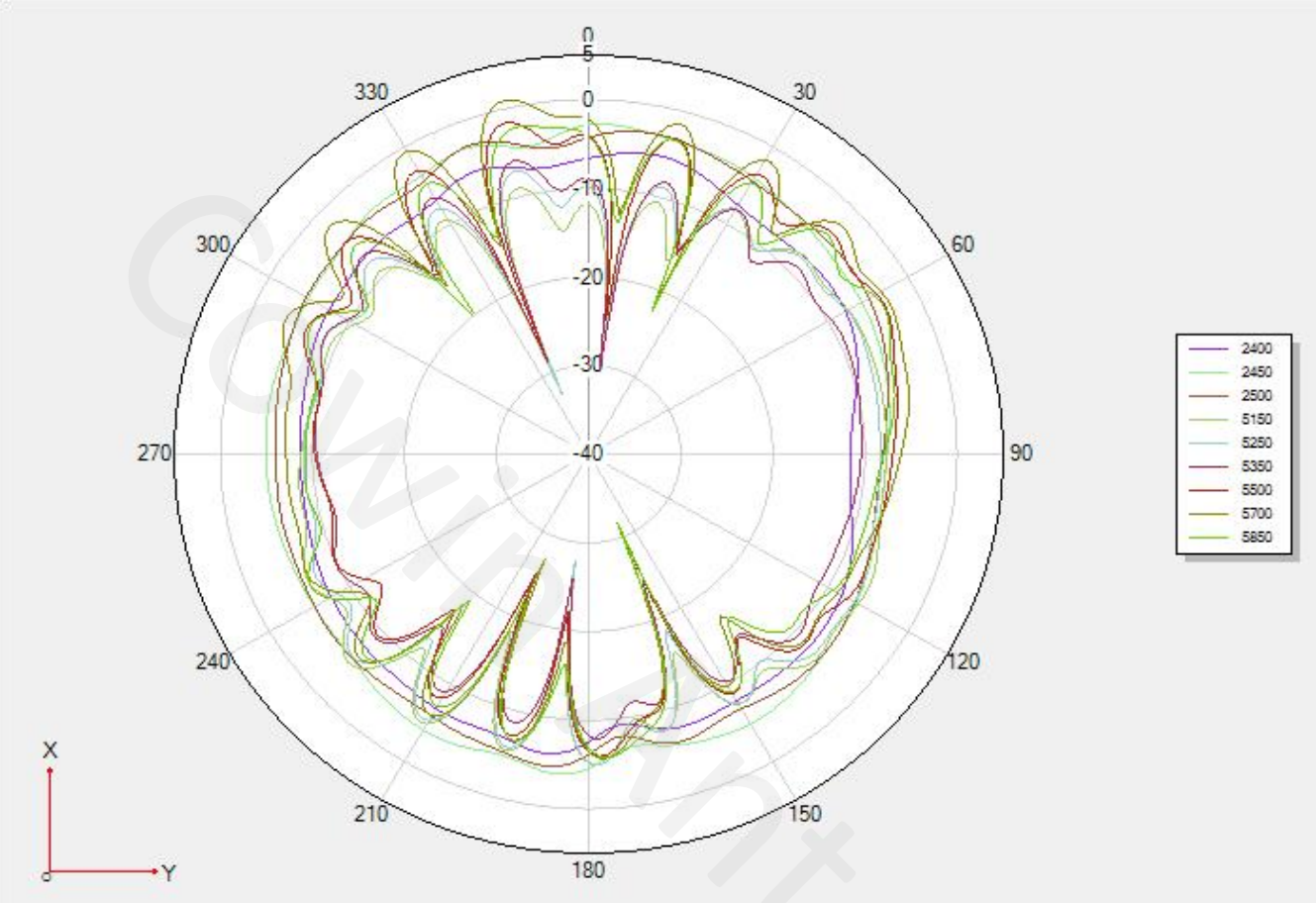

Cowinantenna