COWIN

Product Datasheet

10dBi 1575MHz Omni Antenna



Cowin Antenna

Electrical Specifications 电性指标	
Part Number 料号	**CWBLG1500V10S**
Frequency Range 频率范围	**1570-1580MHz**
Bandwidth 带宽	**10MHz**
Peak Gain 峰值增益	**10dBi**
Radiation Direction 辐射方向	**Omnidirectional**
Polarization 极化方式	**Vertical**
Electrical Downtilt 电下倾角	**/**
Half Power Beamwidths 半功率波瓣宽度	**/**
First Upper Sidelobe Suppression 第一上旁瓣抑制	**/**
Front-to-rear ratio 前后比	**/**
Impedance 输入阻抗	**50Ω**
VSWR 电压驻波比	**≤2.0**
Maximum Power 最大功率	**50W**
Lightning Protection 雷电保护	**DC Grounding**

Mechanical Specifications 机械性能	
Connector Type 接头类型	**N Male**
Connector Position 接头位置	**Bottom**
Cable type 线材类型	**/**
Antenna Size 天线尺寸	**1200*20MM**
Antenna Weight 天线重量	**1KG**
Radome Material 外罩材料	**Fiberglass**
Radome Colour 外罩颜色	**Gray**
Mechanically Adjustable Tilt Angle 机械可调倾角	**/**
Temperature Range 温度	**-40-85℃**
Extreme Wind Speed 极限风速	**60m/s**
Pole Diameter 抱杆直径	**35-50MM**
Mounting Method 安装方式	**Wall Mount**
Mounting Model 安装件型号	**2*CWJM004.02/03/Dacromet**
Environmental Standards 环保标准	**ROHS/REACH**

Cowin Antenna

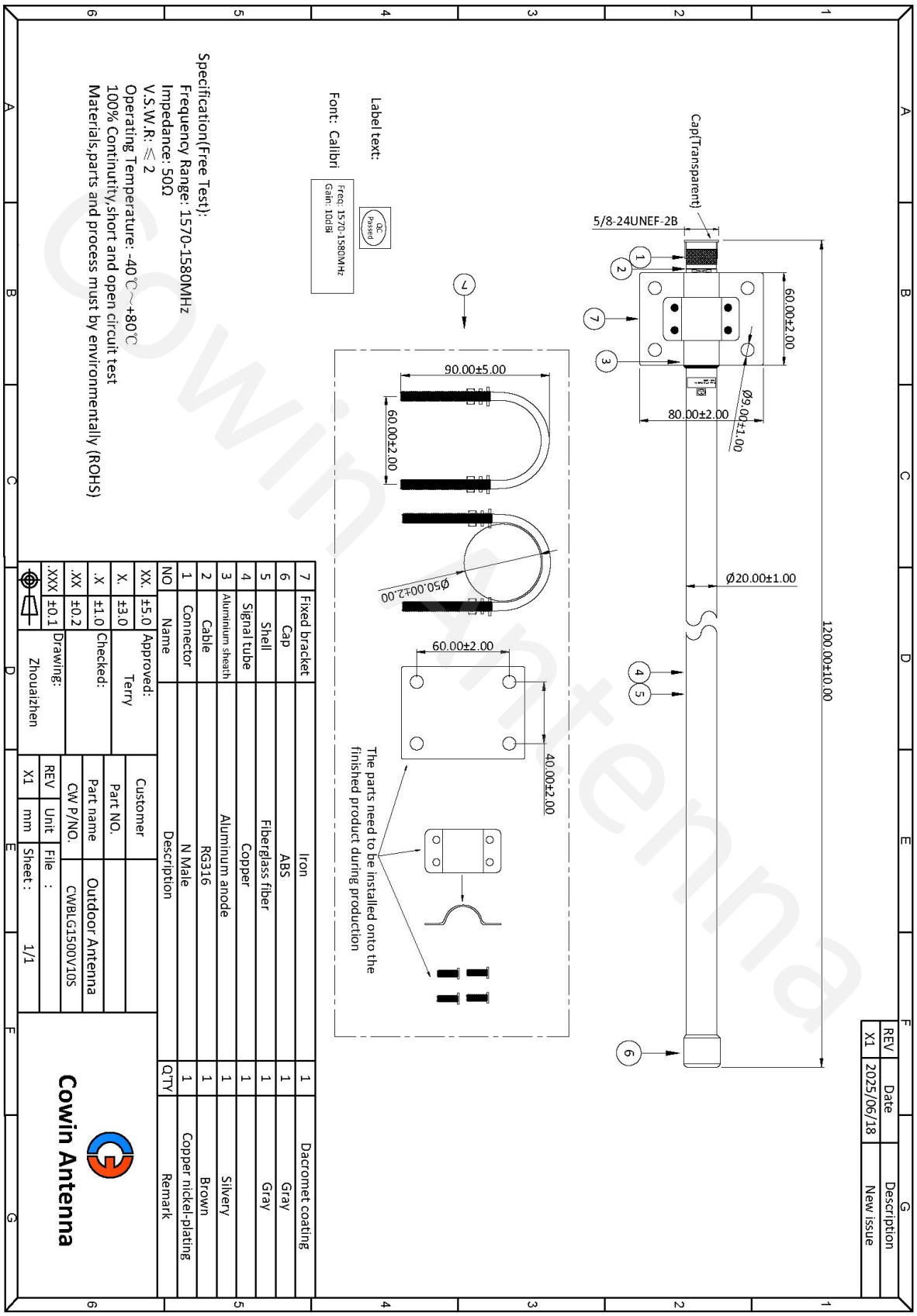
Cap(Transparent)
5/8-24UNEF-2B
60.00±2.00
80.00±2.00
Ø9.00±1.00
Ø20.00±1.00
1200.00±10.00
90.00±5.00
60.00±2.00
Ø50.00±2.00
60.00±2.00
40.00±2.00
The parts need to be installed onto the finished product during production
Label text:
Font: Calibri
Freq: 1570-1580MHz
Gain: 10dBi
QC Passed
Specification(Free Test):
Frequency Range: 1570-1580MHz
Impedance: 50Ω
V.S.W.R: ⩽ 2
Operating Temperature: -40℃~+80℃
100% Continuity,short and open circuit test
Materials,parts and process must by environmentally (ROHS)
REV
Date
Description
X1
2025/06/18
New issue
7 Fixed bracket Iron 1 Dacromet coating
6 Cap ABS 1 Gray
5 Shell Fiberglass fiber 1 Gray
4 Signal tube Copper 1
3 Aluminium sheath Aluminium anode 1 Silvery
2 Cable RG316 1 Brown
1 Connector N Male 1 Copper nickel-plating
NO Name Description QTY Remark
XX. ±5.0
X. ±3.0
.X ±1.0
.XX ±0.2
.XXX ±0.1
Approved: Terry
Checked:
Drawing: Zhouaizhen
Customer
Part NO.
Part name Outdoor Antenna
CW P/NO. CWBLG1500V10S
REV X1
Unit mm
File :
Sheet : 1/1
Cowin Antenna
Cowin Antenna

V.S.W.R

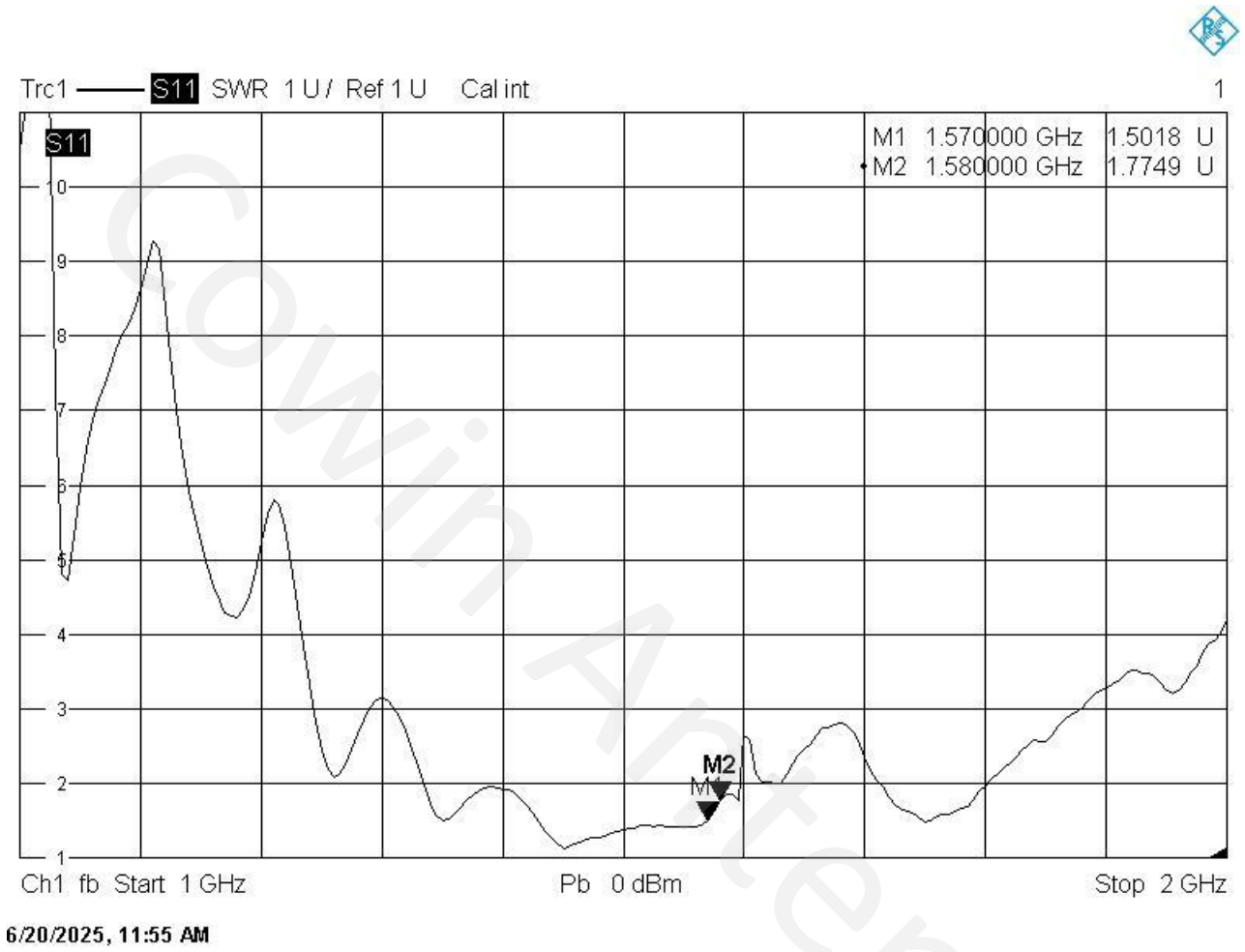

Cowin Antenna

Efficiency

Frequency (MHz)	Efficiency (%)
1570	60.55
1580	68.84

Cowin Antenna

Peak Gain

Frequency (MHz)	Max Gain (dBi)
1570	9.17
1580	9.36

Cowin Antenna

2D Radiation Patterns

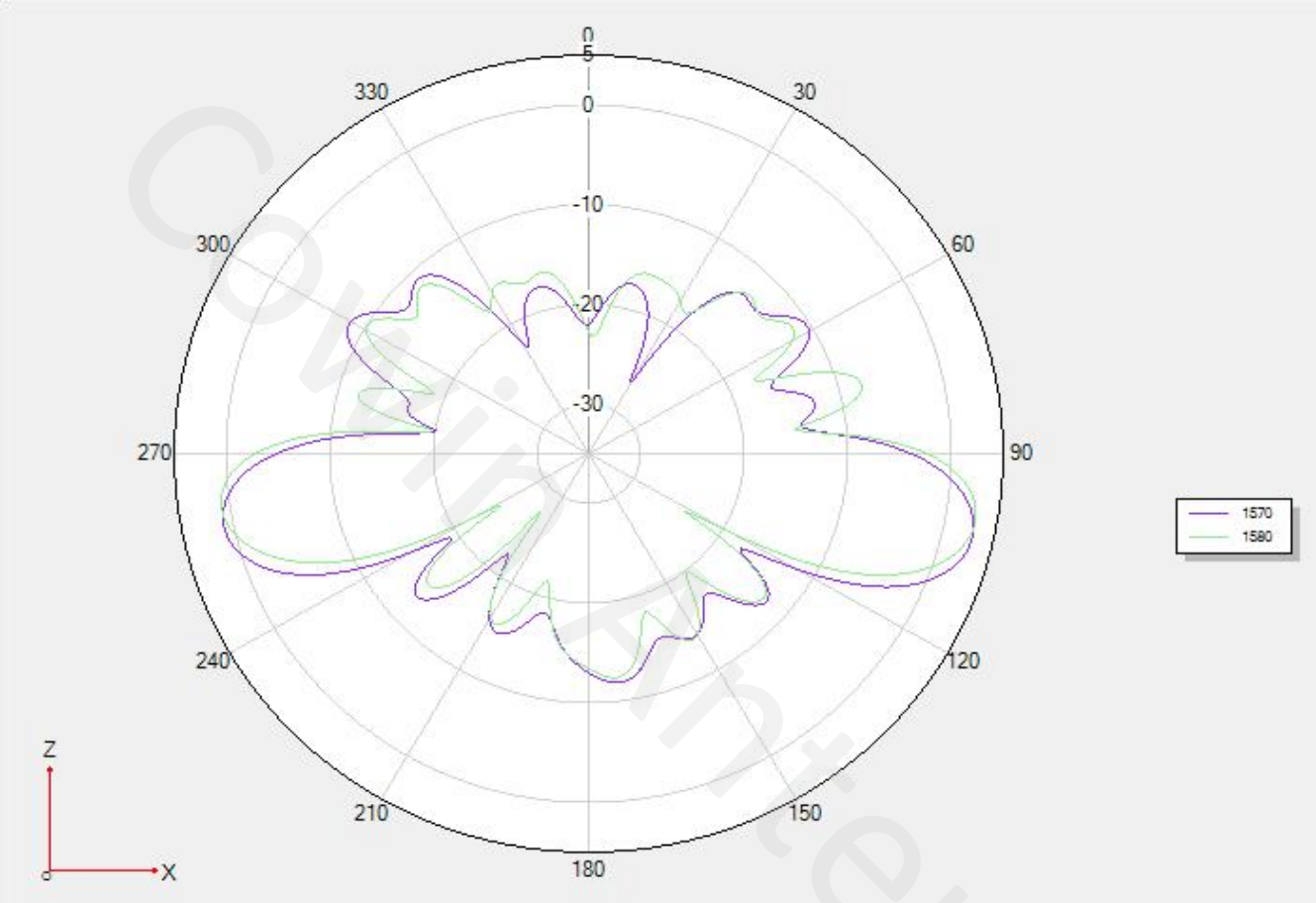

Cowin Antenna

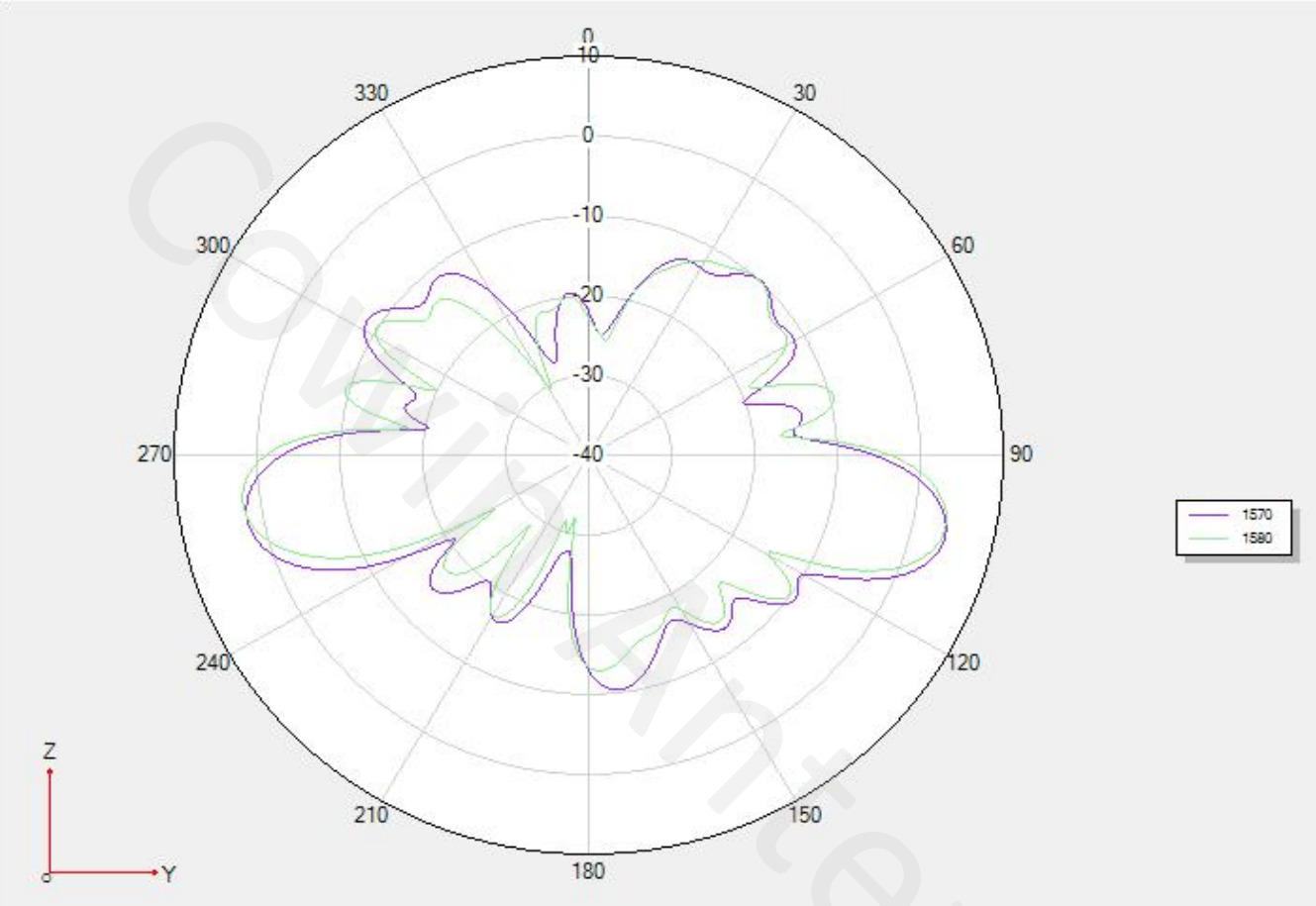

Cowin Antenna

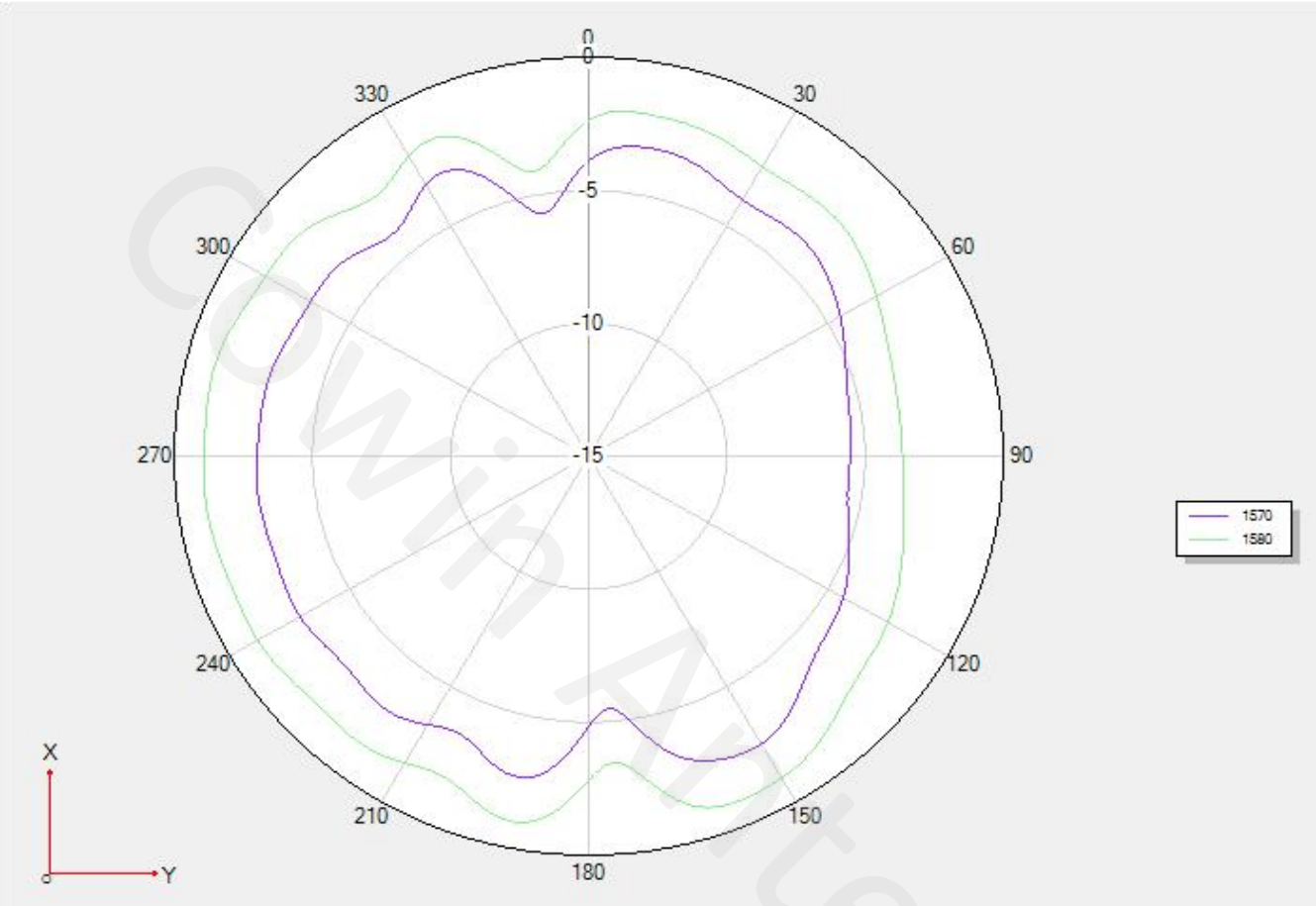

Cowin Antenna