

BTN85/120/150GLR双段火燃气/轻油双燃料燃烧器

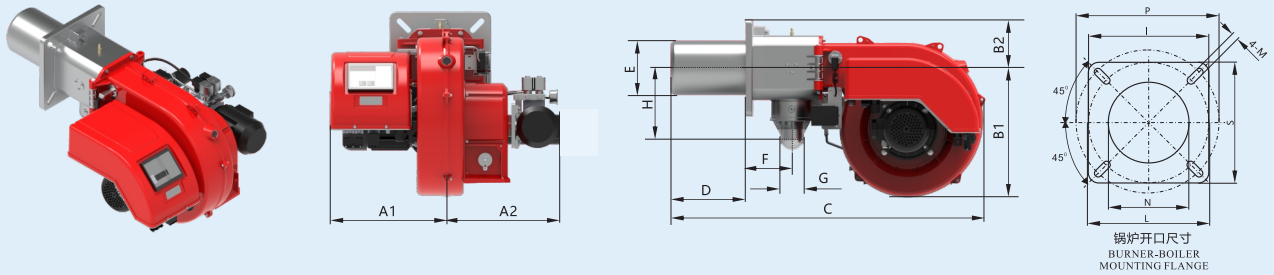
BTN85/120/150GLR

Two-Stage Light Oil & Gas Dual Burners

功率 Power (KW)	型号 Model	订货编号 Article No.	电源 Power supply	电机功率 Motor power (KW)	包装尺寸 package size (L*W*H/mm)	重量 weight (kg)
238~820	BTN85GLR	202 23 025	380V 50Hz	1.1+0.37	1000x1010x755	84
348~1165	BTN120GLR	202 23 026	380V 50Hz	1.5+0.37	1000x1010x755	87
368~1400	BTN150GLR	202 23 027	380V 50Hz	2.2+0.37	1000x1010x755	90

外观尺寸图

Overall dimensions



型号 model	A1	A2	B1	B2	C	D	E	F	G	H	I	L	M	N	P	S
	mm	mm	mm	mm	mm	mm	Φmm	mm	mm	mm	mm	Φmm	M	Φmm	Φmm	Φmm
BTN85GLR	355	394	428	160	1042	250	180	151	G2"	231	320	290	4-M16	170	260	220
BTN120GLR	355	452	428	160	1042	250	180	151	G2"	231	320	290	4-M16	170	260	220
BTN150GLR	355	452	428	160	1072	280	190	151	G2"	231	320	290	4-M16	200	370	320

备选功能

Alternative function

加长的燃烧筒，可定制60Hz

Longer blast tube and 60HZ motor is customized.

备注

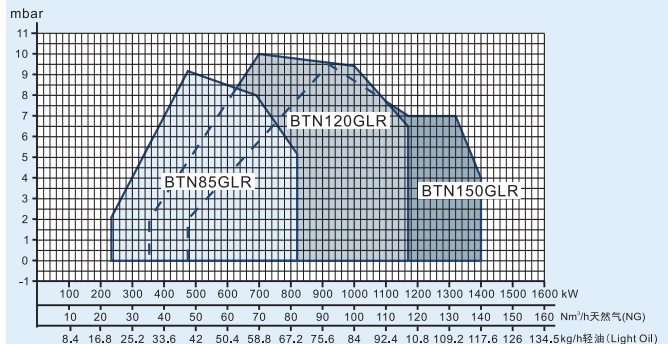
remark

* 阀组进口允许的最大燃气压力。

* Maximum allowable gas pressure at valve group inlet.

曲线图

curve graph



曲线图 Curve diagram

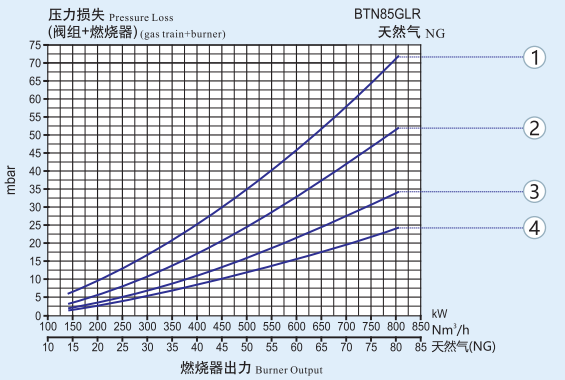
BTN85/120/150GLR双段火燃气/轻油双燃料燃烧器

BTN85/120/150GLR

Two-Stage Light Oil & Gas Dual Burners

锅炉燃烧器功率(kW)

Burner Output (kW)



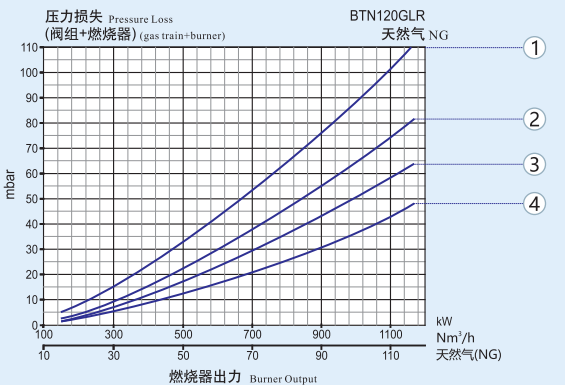
BTN85GLR

天然气 natural gas

曲线 (型号) Curve (model)	阀组编号 Valve group number	检漏 Leakage control	最大压力** Maximum pressure value (mbar)	图号 figure number
③ QF-MVD215/5+MVDLE215/5-RC2"	222 25 451	-	200	QF2
④ QF-MVD220/5+MVDLE220/5-RC2"	222 25 452	-	200	QF2
① QF-MB-DLE410 B01 S20-RC2"	222 25 660	-	360	QF3
② QF-MB-DLE412 B01 S20-RC2"	222 25 661	-	360	QF3
③ QF-MB-DLE415 B01 S20-RC2"	222 25 662	-	360	QF3
④ QF-MB-DLE420 B01 S20-RC2"	222 25 663	-	360	QF3

锅炉燃烧器功率(kW)

Burner Output (kW)



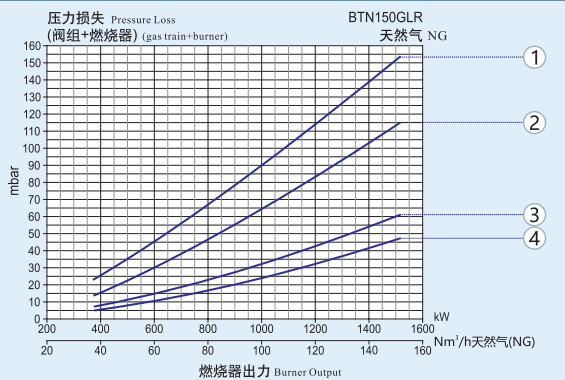
BTN120GLR

天然气 natural gas

曲线 (型号) Curve (model)	阀组编号 Valve group number	检漏 Leakage control	最大压力** Maximum pressure value (mbar)	图号 figure number
③ QF-MVD215/5+MVDLE215/5-RC2"	222 25 451	-	200	QF2
④ QF-MVD220/5+MVDLE220/5-RC2"	222 25 452	-	200	QF2
① QF-MB-DLE410 B01 S20-RC2"	222 25 660	-	360	QF3
② QF-MB-DLE412 B01 S20-RC2"	222 25 661	-	360	QF3
③ QF-MB-DLE415 B01 S20-RC2"	222 25 662	-	360	QF3
④ QF-MB-DLE420 B01 S20-RC2"	222 25 663	-	360	QF3

锅炉燃烧器功率(kW)

Burner Output (kW)



BTN150GLR

天然气 natural gas

曲线 (型号) Curve (model)	阀组编号 Valve group number	检漏 Leakage control	最大压力** Maximum pressure value (mbar)	图号 figure number
③ QF-MVD215/5+MVDLE215/5-RC2"	222 25 451	-	200	QF2
④ QF-MVD220/5+MVDLE220/5-RC2"	222 25 452	-	200	QF2
① QF-MB-DLE410 B01 S20-RC2"	222 25 660	-	300	QF3
② QF-MB-DLE412 B01 S20-RC2"	222 25 661	-	300	QF3
③ QF-MB-DLE415 B01 S20-RC2"	222 25 662	-	300	QF3
④ QF-MB-DLE420 B01 S20-RC2"	222 25 663	-	300	QF3