

BTN5/12G/GC单段火/渐进式/比例调节燃气燃烧器

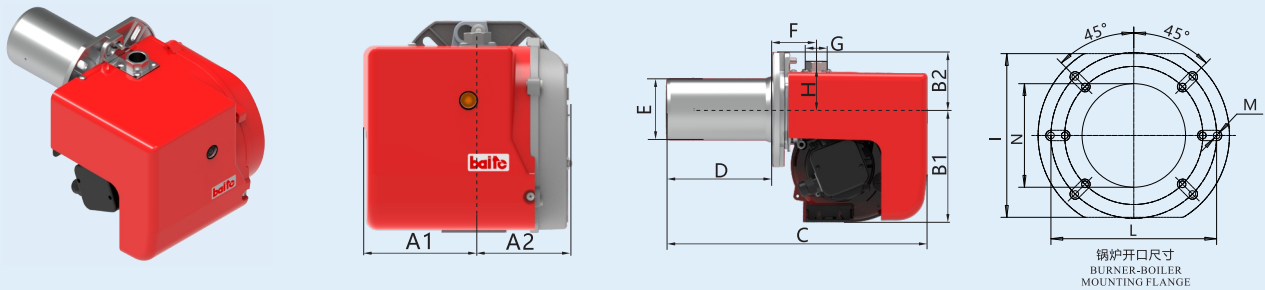
BTN5/12G/GC

One-stage/Progressive/Modulation Gas Burner

功率 Power (kW)	型号 Model	订货编号 Article No.	电源 Power supply	电机功率 Motor power (kW)	包装尺寸 package size (L*W*H/mm)	重量 weight (kg)
34~70	BTN5G	202 22 011	230V 50Hz	0.1	420x360x315	9
	BTN5GC	202 22 025			420x530x377	9.5
49~120	BTN12G	202 22 013	230V 50Hz	0.13	420x360x315	9.5
	BTN12GC	202 22 026			420x530x377	10

外观尺寸图

Overall dimensions



型号 model	A1	A2	B1	B2	C	D	E	F	G	H	I	L	M	N
	mm	mm	mm	mm	mm	mm	Φmm	mm	mm	mm	mm	Φmm	M	Φmm
BTN5G	135	107	165	83	385	158.5	95	63.5	G $\frac{3}{4}$ "	70	166-194	140-168	6-M8	105
BTN5GC	135	271	165	142	385	158.5	95	63.5	G $\frac{3}{4}$ "	121	166-194	140-168	6-M8	105
BTN12G	135	108	165	83	385	158.5	101	63.5	G $\frac{3}{4}$ "	70	166-194	140-168	6-M8	105
BTN12GC	135	271	165	142	385	158.5	101	63.5	G $\frac{3}{4}$ "	121	166-194	140-168	6-M8	105

备选功能

Alternative function

加长的燃烧筒，可定制60Hz
Longer blast tube and 60HZ motor is customized.

使用LPG燃气时，需在燃烧头上安装该特殊组件
When using LPG gas, this special component is installed on the burner

阀组-与锅炉配套的组件
Valve block - Component for boiler

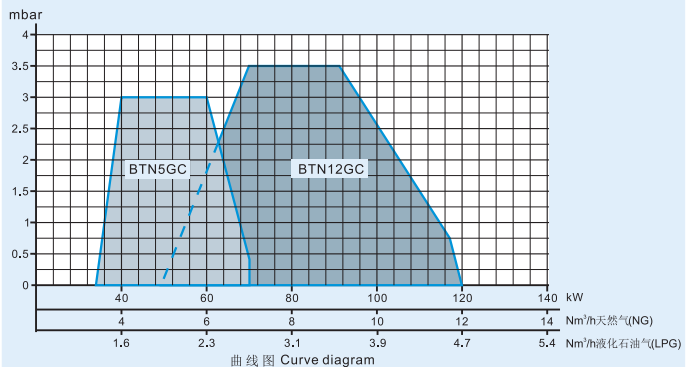
备注

remark

* 阀组进口允许的最大燃气压力。
* Maximum allowable gas pressure at valve group inlet.

曲线图

curve graph

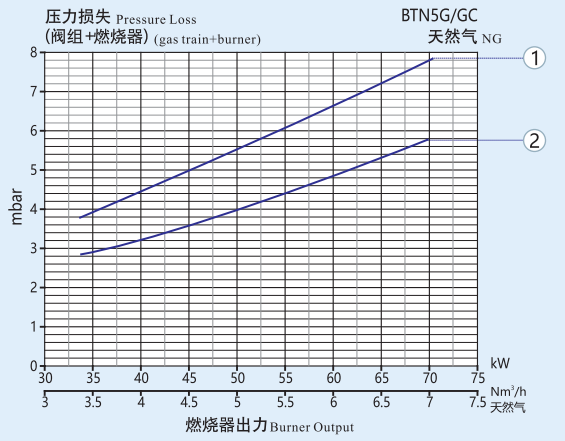


BTN5/12G/GC单段火/渐进式/比例调节燃气燃烧器

BTN5/12G/GC

One-stage/Progressive/Modulation Gas Burner

锅炉燃烧器功率(kW)
Burner Output (kW)

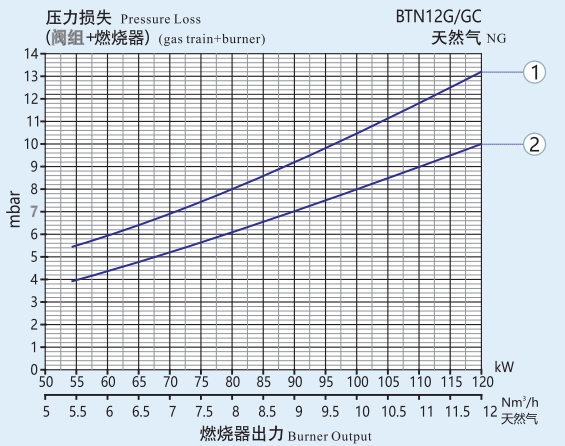


BTN5G

天然气 natural gas

曲线 (型号) Curve (model)	阀组编号 Valve group number	检漏 Leakage control	最大压力** Maximum pressure value (mbar)	图号 figure number
① QF-MVDLE205/5-RC3/4"	222 25 351	-	360	QF1
② QF-MVDLE207/5-RC3/4"	222 25 352	-	360	QF1
① QF-MB-DLE405 B01 S20-RC3/4"	222 25 651	-	360	QF3
② QF-MB-DLE407 B01 S20-RC3/4"	222 25 652	-	360	QF3

锅炉燃烧器功率(kW)
Burner Output (kW)



BTN12G

天然气 natural gas

曲线 (型号) Curve (model)	阀组编号 Valve group number	检漏 Leakage control	最大压力** Maximum pressure value (mbar)	图号 figure number
① QF-MVDLE205/5-RC3/4"	222 25 351	-	360	QF1
② QF-MVDLE207/5-RC3/4"	222 25 352	-	360	QF1
① QF-MB-DLE405 B01 S20-RC3/4"	222 25 651	-	360	QF3
② QF-MB-DLE407 B01 S20-RC3/4"	222 25 652	-	360	QF3