

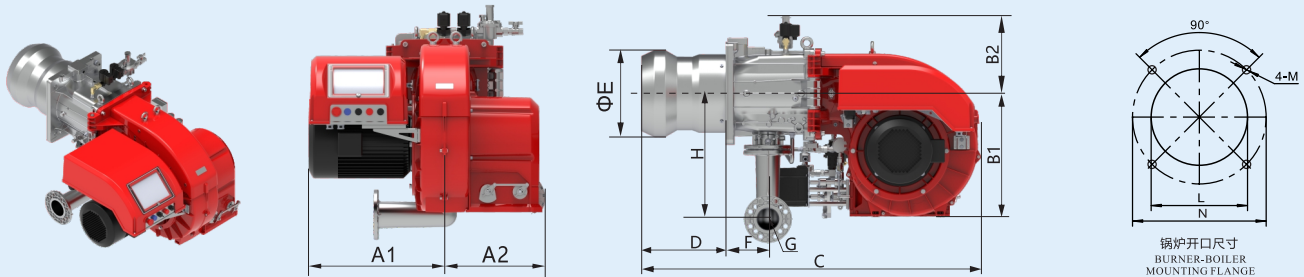
BTN350-450GHAC/GHAE 渐进式 / 比例调节 / 电子比调式重油 / 燃气双燃料燃烧器(空气雾化)

BTN350-450GHAC/GHAE Modulation/Electronic Modulation Heavy Oil & Gas Burner(Air Atomization)

功率 Power (KW)	型号 Model	订货编号 Article No.	电源 Power supply	电机功率 Motor power (KW)	包装尺寸 package size (L*W*H/mm)	重量 weight (kg)
600~3600	BTN350GHAC	202 24 083	380V 50Hz	7.5	/	/
	BTN350GHAE	202 24 087				
640~4200	BTN450GHAC	202 24 084	380V 50Hz	9.2	/	/
	BTN450GHAE	202 24 088				

外观尺寸图

Overall dimensions



型号 model	A1	A2	B1	B2	C	D	E	F	G	H	I	L	M	N
	mm	mm	mm	mm	mm	mm	Φmm	mm	mm	mm	mm	Φmm	M	Φmm
BTN350GHAC	555	400	519	355	1434	358	290	178	DN65	528	400	452	4-M16	350
BTN350GHAE	555	400	519	355	1434	358	290	178	DN65	528	400	452	4-M16	350
BTN450GHAC	555	400	519	355	1434	358	290	178	DN65	528	400	452	4-M16	350
BTN450GHAE	555	400	519	355	1434	358	290	178	DN65	528	400	452	4-M16	350

备选功能

Alternative function

加长的燃烧筒, 可定制60Hz.

Can lengthen the blast tube, Can books the 60Hz.

可选择采用蒸汽雾化/机械雾化.

Can choose to use steam atomization/Mechanical atomizing.

比例调节功能

Proportional control function

加长的燃烧筒, 可定制60Hz.

Can lengthen the blast tube, Can books the 60Hz.

可选择采用蒸汽雾化/机械雾化.

Can choose to use steam atomization/Mechanical atomizing.

标准配件

standard fittings

阀门 - 过滤器 - 软管 - 喷嘴 - 电加热组 - 与锅炉配套的组件

Valve-Oil filter-Oil line-Nozzle-Electric heater set
-the partnership with the boiler

备注

standard fittings

1) 配有空气关闭装置.

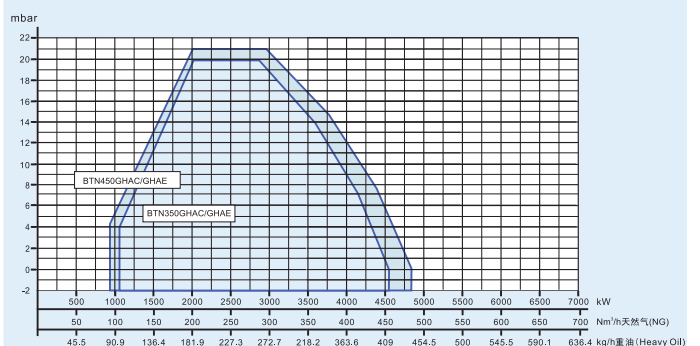
1) It is with air closure device.

**) 阀组进口允许的最大燃气压力.

**) Allowed Max. gas pressure in valve set input.

曲线图

curve graph

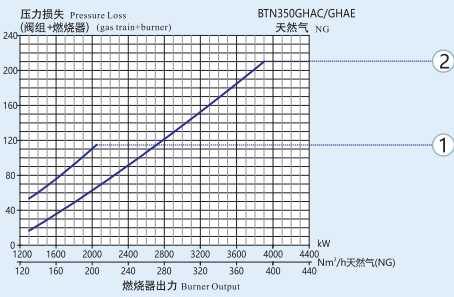


曲线图 Curve diagram

BTN350-450GHAC/GHAE 渐进式 / 比例调节 / 电子比调式重油 / 燃气双燃料燃烧器(空气雾化)

BTN350-450GHAC/GHAE Modulation/Electronic Modulation Heavy Oil & Gas Burner(Air Atomization)

锅炉燃烧器功率(kW)
Burner Output (kW)

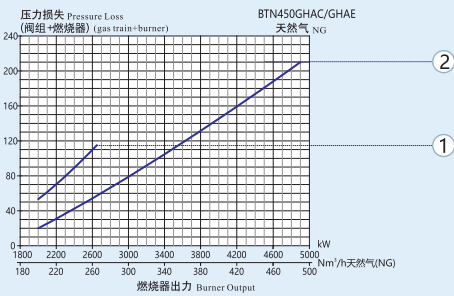


BTN350GHAC/GHAE

天然气 natural gas

曲线 (型号) Curve (model)	阀组编号 Valve group number	检漏 Leakage control	最大压力** Maximum pressure value (mbar)	图号 figure number
① QF-MVD220/5+MVDLE220/5-DN65	222 25 454	-	200	QF2
② QF-DMV-D5065/11-DN65	222 25 128	-	500	QF1
② QF-DMV-D5065/11-LDU-DN65	222 25 145	-	560	QF1
① QF-MB-DLE420 B01 S20-RC2*	222 25 233	-	700	QF4
② QF-VGD40.065-LDU-DN65	222 25 247	GW150A5	700	QF4

锅炉燃烧器功率(kW)
Burner Output (kW)



BTN450GHAC/GHAE

天然气 natural gas

曲线 (型号) Curve (model)	阀组编号 Valve group number	检漏 Leakage control	最大压力** Maximum pressure value (mbar)	图号 figure number
① QF-MVD220/5+MVDLE220/5-DN65	222 25 454	-	200	QF2
② QF-DMV-D5065/11-DN65	222 25 128	-	500	QF1
② QF-DMV-D5065/11-LDU-DN65	222 25 145	-	560	QF1
① QF-MB-DLE420 B01 S20-RC2*	222 25 233	-	700	QF4
② QF-VGD40.065-LDU-DN65	222 25 247	GW150A5	700	QF4