

BTN3G/GC单段火/渐进式/比例调节燃气燃烧器

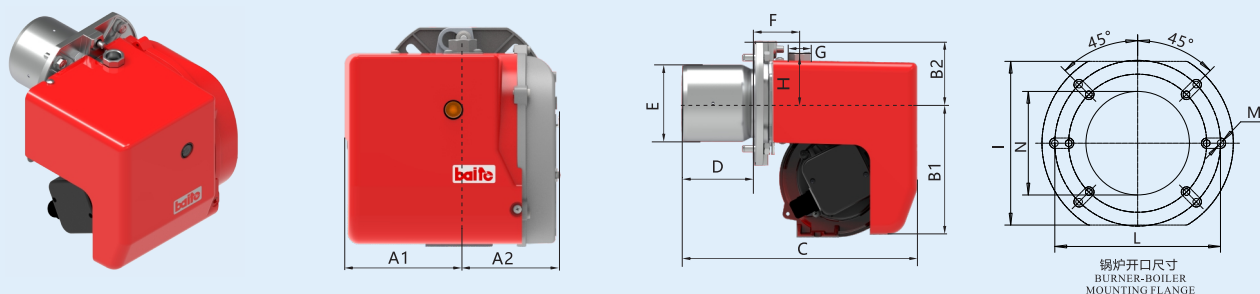
BTN3G/GC

One-stage /Progressive/Modulation Gas Burner

| 功率 Power (KW) | 型号 Model | 订货编号 Article No. | 电源 Power supply | 电机功率 Motor power (KW) | 包装尺寸 package size (L*W*H/mm) | 重量 weight (kg) |
|---------------------|-------------|---------------------|--------------------|-----------------------------|------------------------------------|----------------------|
| 17~48 | BTN3G | 202 22 010 | 230V 50Hz | 0.1 | 375x300x288 | 8 |
| | BTN3GC | 202 22 024 | | | 375x470x350 | 8.5 |

外观尺寸图

Overall dimensions



| 型号 model | A1 | A2 | B1 | B2 | C | D | E | F | G | H | I | L | M | N |
|-------------|-----|-----|-----|-----|-----|----|-----|----|-------|------|---------|-----|------|-----|
| | mm | mm | mm | mm | mm | mm | Φmm | mm | mm | mm | mm | Φmm | M | Φmm |
| BTN3G | 123 | 98 | 157 | 73 | 276 | 84 | 90 | 53 | G1/2" | 59.5 | 145-176 | 150 | 6-M8 | 95 |
| BTN3GC | 123 | 262 | 157 | 132 | 276 | 84 | 90 | 53 | G1/2" | 110 | 145-176 | 150 | 6-M8 | 95 |

备选功能

Alternative function

加长的燃烧筒，可定制60Hz

Longer blast tube and 60HZ motor is customized.

使用LPG燃气时，需在燃烧头上安装该特殊组件

When using LPG gas, this special component is installed on the burner

阀组-与锅炉配套的组件

Valve block - Component for boiler

备注

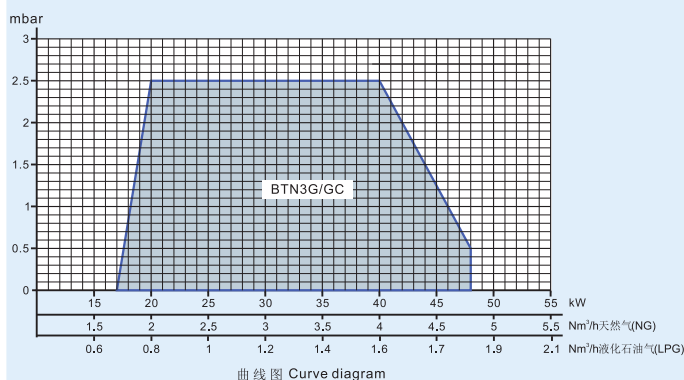
remark

* 阀组进口允许的最大燃气压力。

* Maximum allowable gas pressure at valve group inlet.

曲线图

curve graph

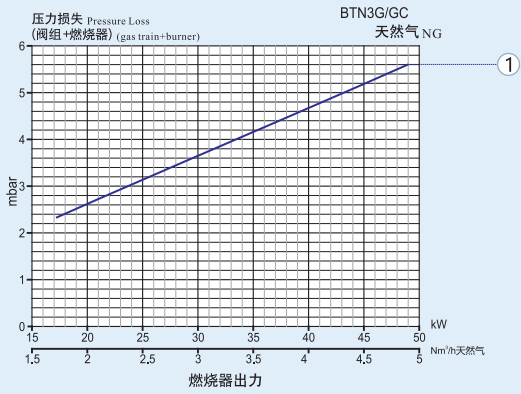


BTN3G/GC单段火/渐进式/比例调节燃气燃烧器

BTN3G/GC

One-stage /Progressive/Modulation Gas Burner

锅炉燃烧器功率(kW)
Burner Output (kW)



BTN3G/GC

天然气 natural gas

| 曲线 (型号) Curve (model) | 阀组编号 Valve group number | 检漏 Leakage control | 最大压力** Maximum pressure value (mbar) | 图号 figure number |
|-------------------------------|----------------------------|-----------------------|--|---------------------|
| ① QF-MVDLE205/5-RC1/2" | 222 25 350 | - | 360 | QF1 |
| ① QF-MB-DLE405 B01 S20-RC1/2" | 222 25 650 | - | 360 | QF3 |