

BTN20/30G/GC单段火/渐进式/比例调节燃气燃烧器

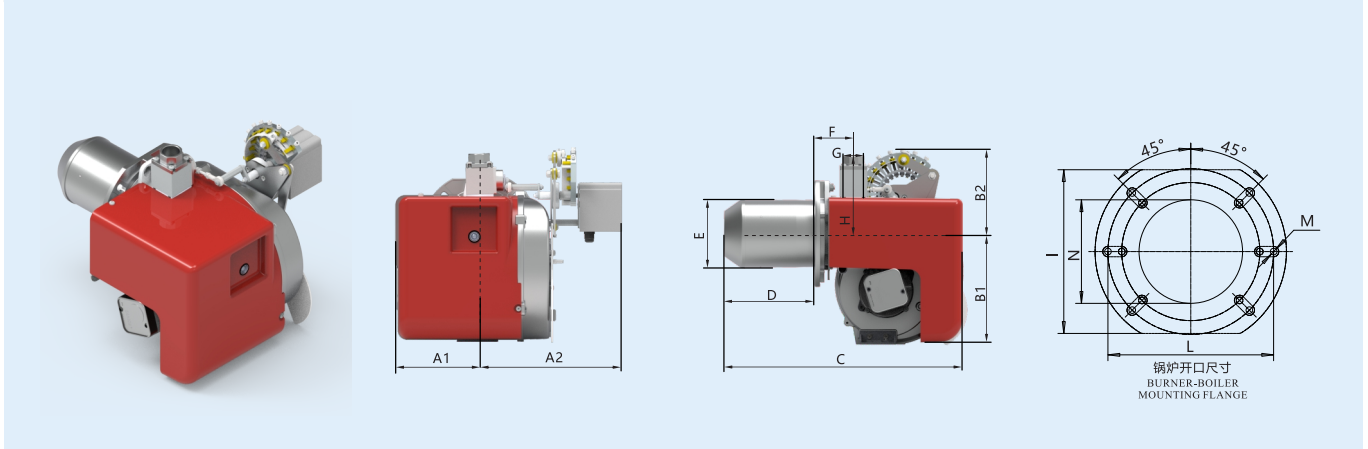
BTN20/30G/GC

One-stage/Progressive/Modulation Gas Burner

功率 Power (kW)	型号 Model	订货编号 Article No.	电源 Power supply	电机功率 Motor power (kW)	包装尺寸 package size (L*W*H/mm)	重量 weight (kg)
60~205	BTN20G	202 22 015	230V 50Hz	0.2	525x365x380	12
	BTN20GC	202 22 051			535x525x405	17
100~280	BTN30G	202 22 016	230V 50Hz	0.25	525x365x380	13
	BTN30GC	202 22 052			535x525x405	18

外观尺寸图

Overall dimensions



型号 model	A1	A2	B1	B2	C	D	E	F	G	H	I	L	M	N
	mm	mm	mm	mm	mm	mm	Φmm	mm	mm	mm	mm	Φmm	M	Φmm
BTN20G	157	136	204	98	440	165	126	72	G1"	87	189-214	160-190	6-M8	135
BTN20GC	157	300	204	157	440	165	126	72	G1"	144	189-214	160-190	6-M8	135
BTN30G	157	136	204	98	440	164	133	72	G1"	87	189-214	160-190	6-M8	140
BTN30GC	157	300	204	157	440	164	133	72	G1"	144	189-214	160-190	6-M8	140

备选功能

Alternative function

加长的燃烧筒，可定制60Hz

Longer blast tube and 60Hz motor is customized.

使用LPG燃气时，需在燃烧头上安装该特殊组件

When using LPG gas, this special component is installed on the burner

阀组-与锅炉配套的组件

Valve block - Component for boiler

备注

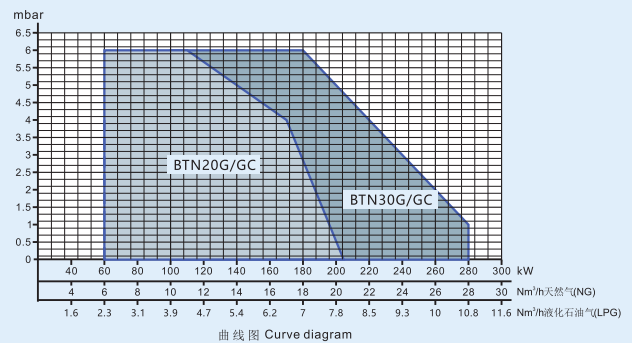
remark

* 阀组进口允许的最大燃气压力。

* Maximum allowable gas pressure at valve group inlet.

曲线图

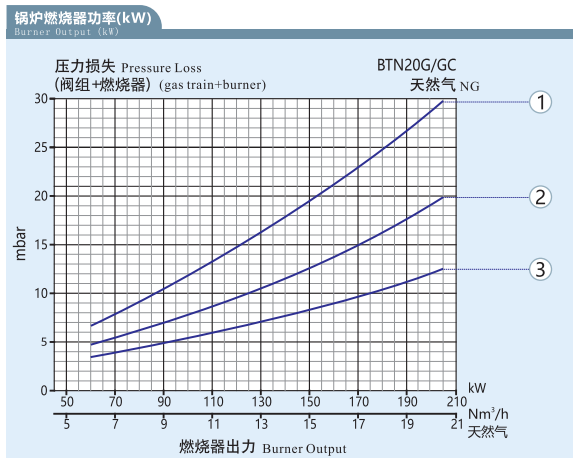
curve graph



BTN20/30G/GC单段火/渐进式/比例调节燃气燃烧器

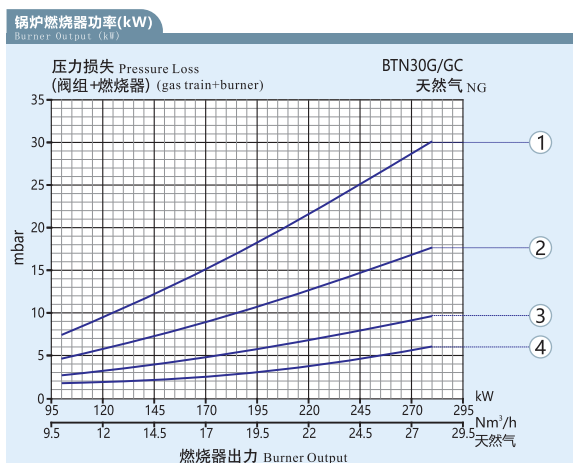
BTN20/30G/GC

One-stage/Progressive/Modulation Gas Burner



BTN20G/GC 天然气 natural gas

曲线 (型号) Curve (model)	阀组编号 Valve group number	检漏 Leakage control	最大压力** Maximum pressure value (mbar)	图号 figure number
② QF-MVDLE207/5-RC1*	222 25 354	-	360	QF1
③ QF-MVDLE210/5-RC1*	222 25 355	-	360	QF1
① QF-MB-DLE405 B01 S20-RC1*	222 25 653	-	360	QF3
② QF-MB-DLE407 B01 S20-RC1*	222 25 654	-	360	QF3
③ QF-MB-DLE410 B01 S20-RC1*	222 25 655	-	360	QF3



BTN30G/GC 天然气 natural gas

曲线 (型号) Curve (model)	阀组编号 Valve group number	检漏 Leakage control	最大压力** Maximum pressure value (mbar)	图号 figure number
① QF-MVDLE207/5-RC1*	222 25 354	-	360	QF1
② QF-MVDLE210/5-RC1*	222 25 355	-	360	QF1
① QF-MB-DLE407 B01 S20-RC1*	222 25 654	-	360	QF3
② QF-MB-DLE410 B01 S20-RC1*	222 25 655	-	360	QF3
③ QF-MB-DLE412 B01 S20-RC1*	222 25 007	-	360	QF3
④ QF-MB-DLE415 B01 S20-RC1*	222 25 011	-	360	QF3