General technical parameter		Electrical technical parameter		Wiring diagram
Stepping Angle	1.8°	Rated voltage	24V DC	
Phase number	2	Rated current	0.6A	
Insulation resistance	100MΩMIN(500V DC)	resistance	9±15%Ω	
Insulation class	B stage/winding	inductance	3±20%mH	
weight	约180g	Holding moment	22mN.m	
Step size	0.005MM	Moment of inertia	约3g.cm²	

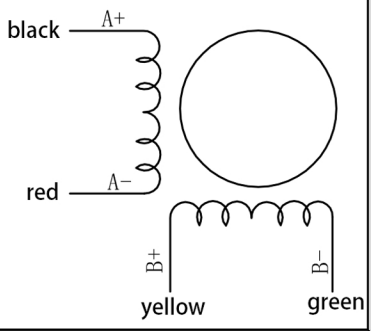

外形尺寸：unit=mm

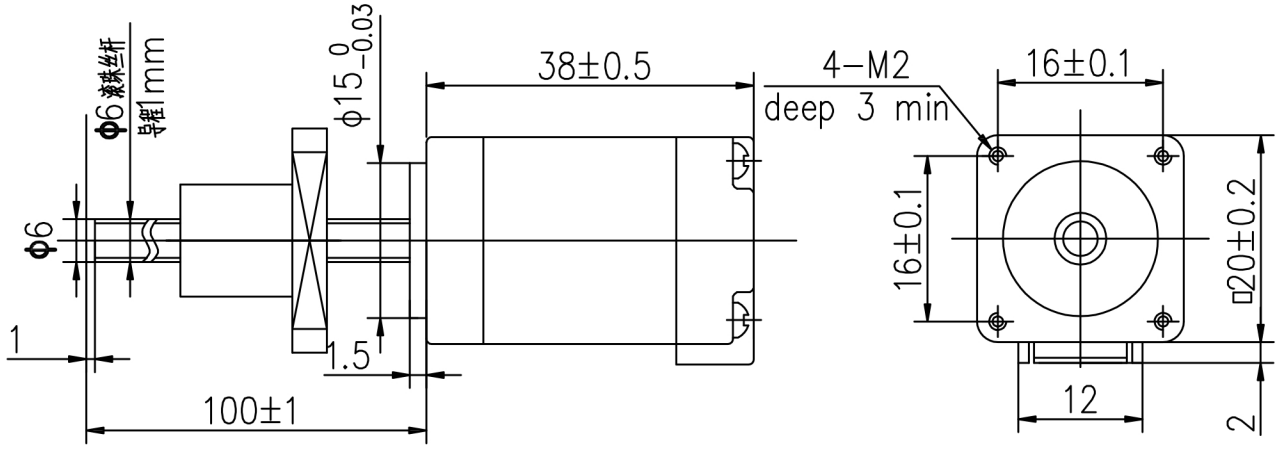

Ball nut：

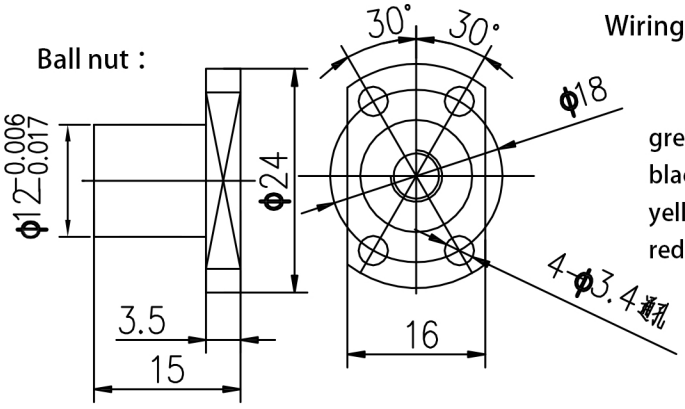

Wiring Harness Assembly Drawing Number：

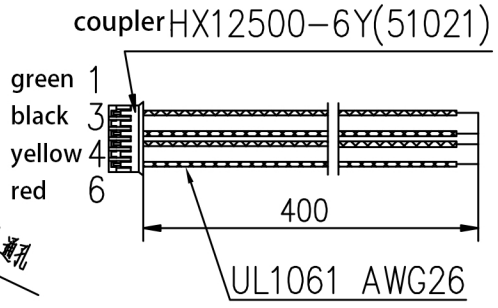

一般公差 TOLERANCES (EXCEPT AS NOTES)	±0.3						
材 质 MATERIAL							KST-20D25-001GZ-100-006
表面处理 FINISH		改版 SYM	年 月 日 DATE	变更图号 REVISION NO.	变更事项 REVISIONS	设 计 BY	备 注 NOTE

制 图 DRAWN	设 计 DESIGNED	检 图 CHECKED	检 印 CHECKED	比 例 SCALE	FREE	品 名 TITLE	电机规格书 MOTR SPECIFICATION	三角法 THIRD ANGLE PROJECTION
东莞凯福 18-10-10 许元好	东莞凯福 18-10-10 许元好					图 号 DWG. NO.	Y-18-1010-0	
				东莞市凯福电子科技有限公司			页 SHEET	1/1