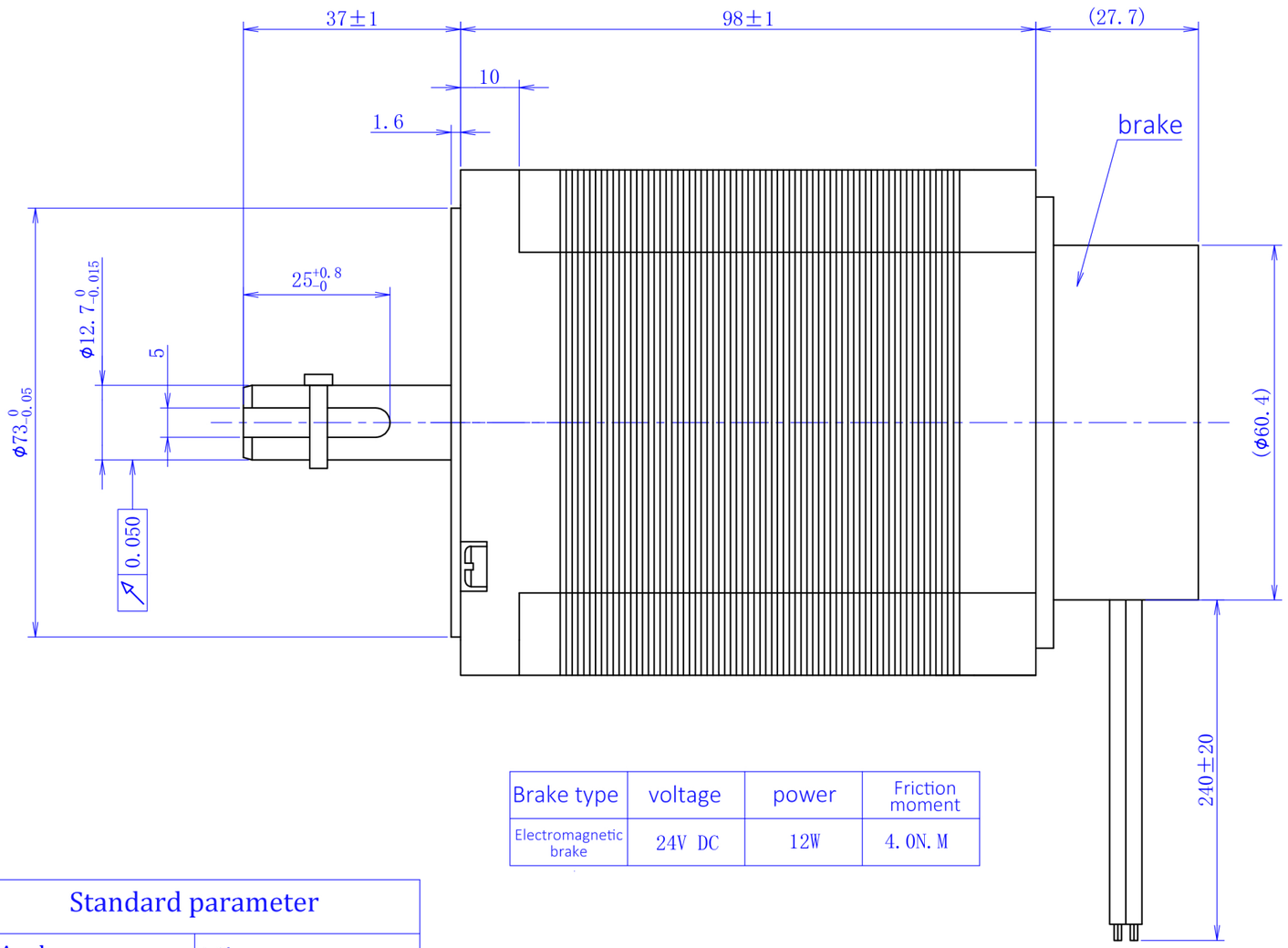

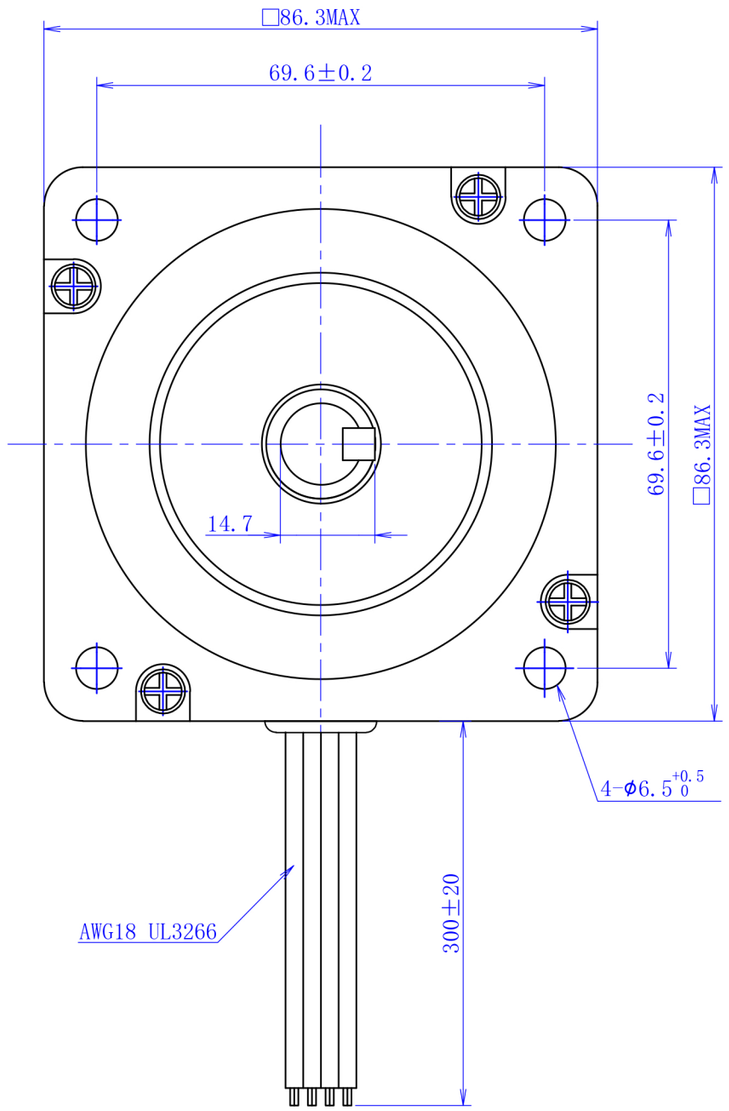

Brake type	voltage	power	Friction moment
Electromagnetic brake	24V DC	12W	4.0N.M

Standard parameter

Step Angle	1.8°
Phase number	two-phase
Insulation resistance	100MΩmin. (500V DC)
Insulation class	Class B
Insulation withstand voltage	500V A.C one minute
Rated current	6.0A
Phase resistance	0.4Ω±15% AT25°
Phase inductance	2.8mH±20% AT 1KHz, 1Vrms
Holding torque	6.3N.m
Rotor inertia	2500g.cm²
weight	2800g

Wiring diagram

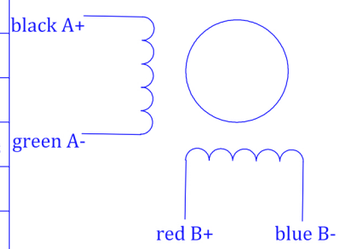

一般公差 TOLERANCES (EXCEPT AS NOTES)	±0.3							
材 质 MATERIAL	------							KST-86D64-M-0002
表面处理 FINISH	------	--	24-03-22	------	00初版	黎明勇		
		改版 SYM	年 月 日 DATE	变更票图号 REVISION NO.	变 更 事 项 REVISIONS	设计 BY	备 注	NOTE
制 图 DRAWN	设 计 DESIGNED	检 图 CHECKED	确认 CHECKED	比例 SCALE	1:1	品 名 TITLE	电动机规格书	
凯福科技 24-03-22 黎明勇	凯福科技 24-03-22 黎明勇					图 号 DWG. NO.	213-0148-00	
				广东凯福电子科技有限公司 GUANGDONG KAIFULL ELECTRONIC TECHNOLOGY CO.,LTD			页 SHEET	1/1