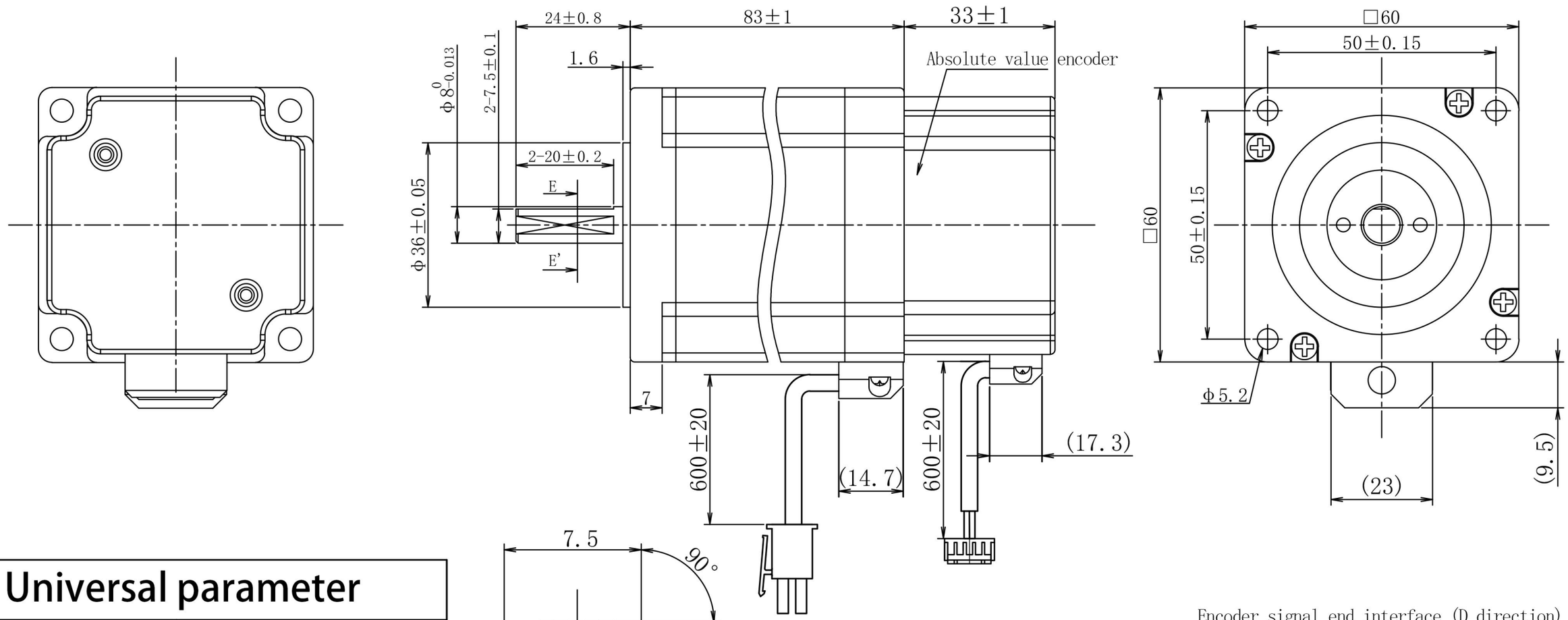

E-E'Section diagram (5:1)

Motor wire interface (D direction) :

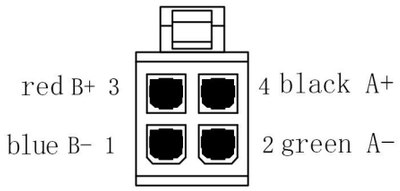

coupler : 5557 4.2 mm2x2P
terminal : 39-00-0038 (MOLEX)

Encoder signal end interface (D direction) :

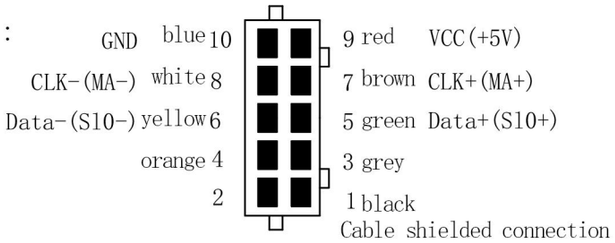

coupler : PHD-22x5P
terminal : DF11-2428SCF

Universal parameter

Step Angle	1.8°
Phase number	2
Insulation resistance	100MΩmin. (500V DC)
Insulation class	Class B
Moment of inertia	760g.cm²
weight	1.3kg
Driving voltage	24V
Rated current	5.0A
Phase resistance	0.45Ω±15%
Phase inductance	1.7mH±20%
Holding torque	2.6N.m
Positioning torque	80mN.m

Wiring diagram

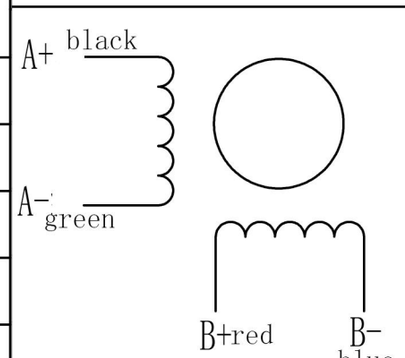

一般公差 TOLERANCES (EXCEPT AS NOTES)	±0.3							
材 质 MATERIAL	———	2						KST-60D65-EA-0004
		1						
表面处理 FINISH	———	0	23-08-02	----	00初版	黎明勇		
		改版 SYM	年 月 日 DATE	变更票图号 REVISION NO.	变 更 事 项 REVISIONS	设计 BY	备 注 NOTE	

制 图 DRAWN	设 计 DESIGNED	检 图 CHECKED	检 印 CHECKED	比例 SCALE	FREE	品 名 TITLE	电机规格书 MOTR SPECIFICATION
凯福科技 23-08-02 黎明勇	凯福科技 23-08-02 黎明勇					图 号 DWG. NO.	Y-23-0802-0
				广东凯福电子科技有限公司 GUANGDONG KAIFULL CO.,LTD.		页 SHEET	1/1