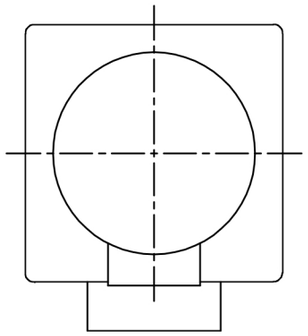

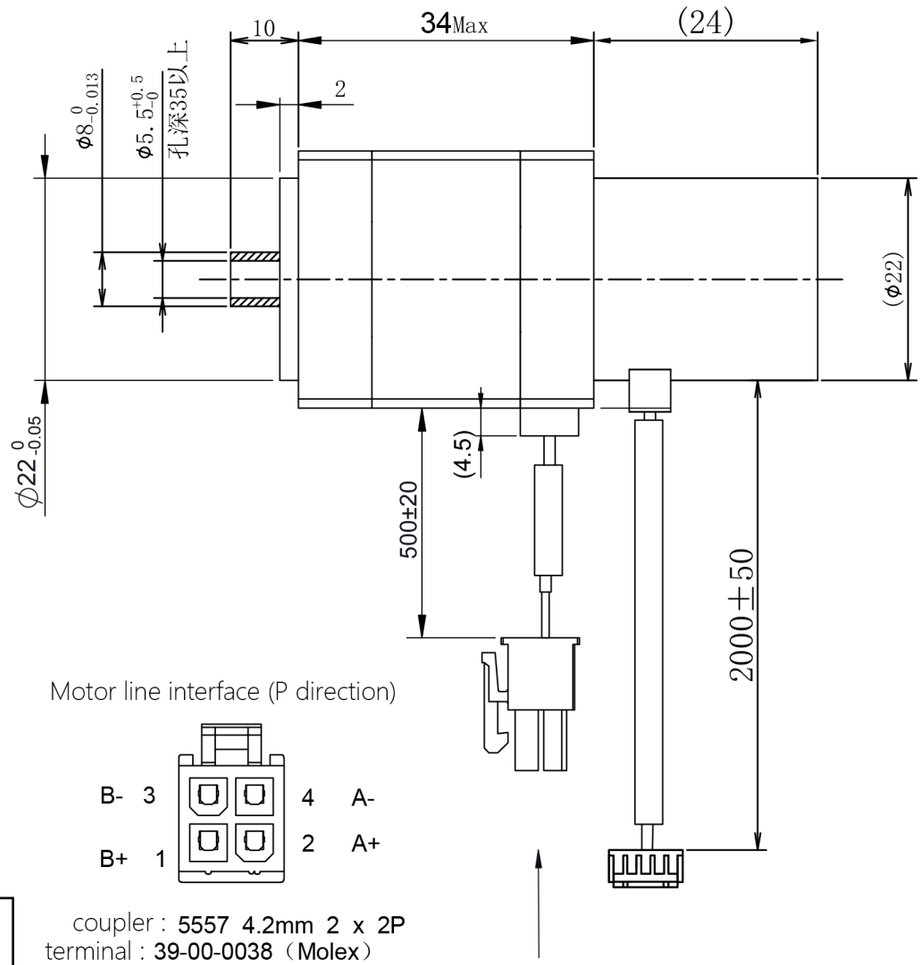

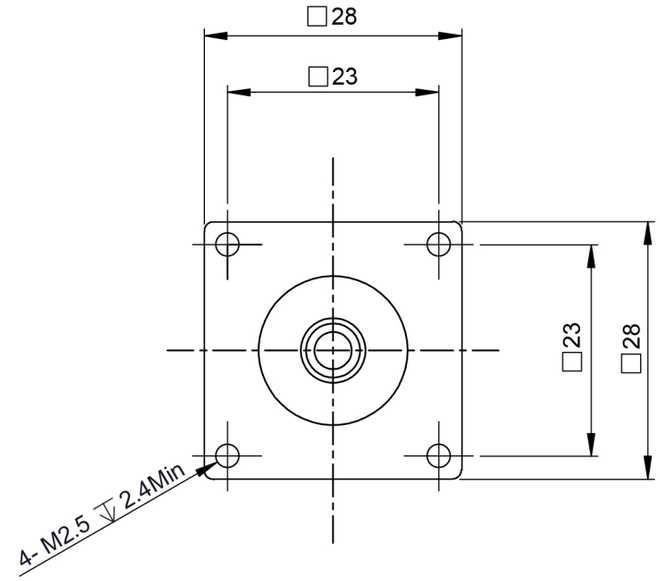

Motor line interface (P direction)

coupler : 5557 4.2mm 2 x 2P
terminal : 39-00-0038（Molex）

Encoder signal end interface (D direction) :

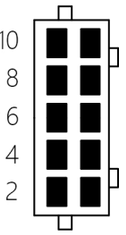

GND blue 10	9	red	VCC(+5V)
CLK-(MA-) white 8	7	brown	CLK+(MA+)
Data-(S10-) yellow 6	5	green	Data+(S10+)
orange 4	3	grey	
2	1	black	Cable shield connection

coupler : PHD-22x5P
terminal : DF11-2428SCF

Universal parameter

Step Angle	1.8°
Phase number	2
Insulation resistance	100MΩmin.（500V DC）
Insulation class	Class B
Driving voltage	24V
Rated current	1.0A
Phase resistance	2.1Ω±10%
Phase inductance	1.5mH±20%
Holding torque	0.05N.m

Wiring diagram

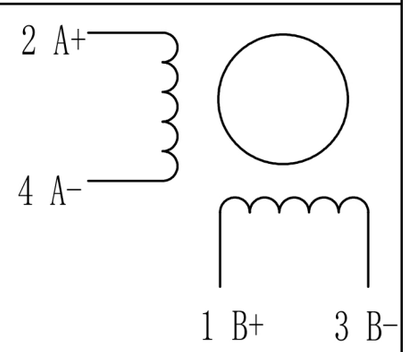

一般公差 TOLERANCES (EXCEPT AS NOTES)	±0.3							
材 质 MATERIAL	———	2						KST-28D18-EA-0011
		1						
表面处理 FINISH	———	0	23-06-15	----	00初版	黎明勇		
		改版 SYM	年 月 日 DATE	变更票图号 REVISION NO.	变 更 事 项 REVISIONS	设计 BY	备 注 NOTE	

制 图 DRAWN	设 计 DESIGNED	检 图 CHECKED	检 印 CHECKED	比例 SCALE	FREE	品 名 TITLE	电机规格书 MOTR SPECIFICATION
凯福科技 23-06-15 黎明勇	凯福科技 23-06-15 黎明勇					图 号 DWG. NO.	Y-23-0615-0

广东凯福电子科技有限公司 GUANGDONG KAIFULL CO.,LTD. 页 SHEET 1/1