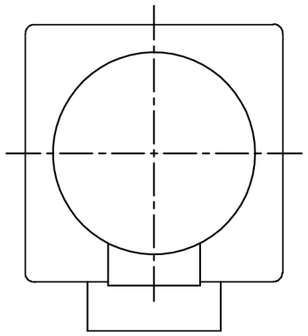

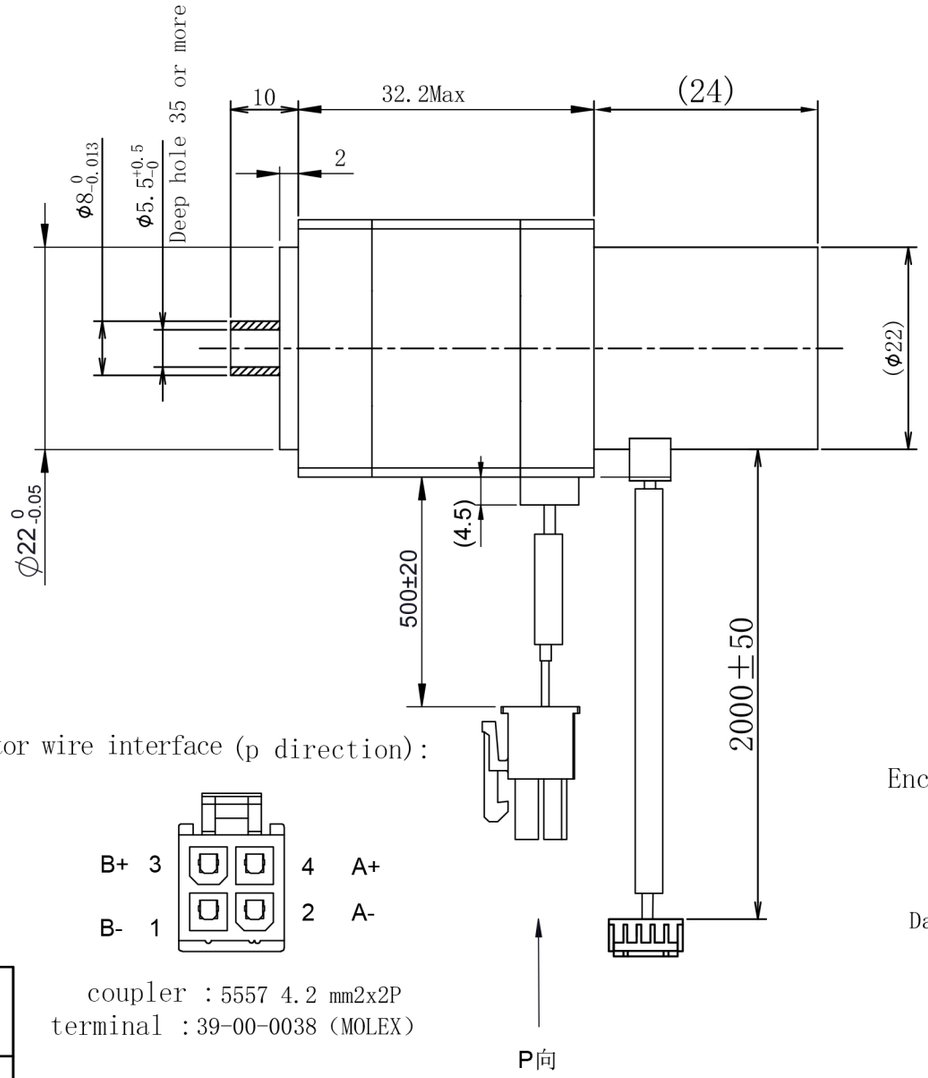

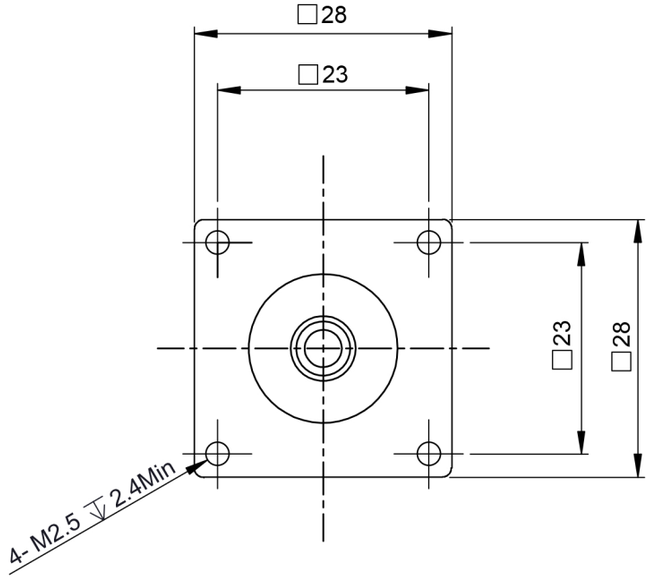

Motor wire interface (p direction):

coupler ：5557 4.2 mm2x2P
terminal ：39-00-0038 (MOLEX)

Encoder signal end interface (P direction) ：

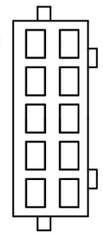

GND	blue 10	9	Red VCC (+5V)
CLK-(MA-)	white 8	7	Brown CLK+(MA+)
Data-(S10-)	yellow 6	5	Green Data+(S10+)
	orange 4	3	grey
	2	1	Black cable shielding connection

Connector: PHD-22x5P
Terminal: DF11-2428SCF

Universal parameter

Step Angle	1.8°
Phase number	2
Insulation resistance	100MΩmin. (500V DC)
Insulation class	Class B
Driving voltage	24V
Rated current	1.0A
Phase resistance	2.1Ω±10%
Phase inductance	1.5mH±20%
Holding torque	0.05N.m

Wiring diagram

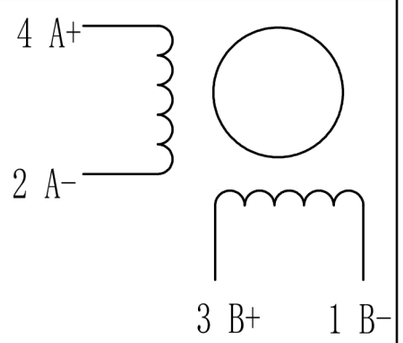

一般公差 TOLERANCES (EXCEPT AS NOTES)	±0.3							
材 质 MATERIAL	———	2						Y07-28D34-3011E
		1						
表面处理 FINISH	———	0	23-05-23	----	00初版	黎明勇		
		改版 SYM	年 月 日 DATE	变更票图号 REVISION NO.	变 更 事 项 REVISIONS	设计 BY	备 注 NOTE	
制 图 DRAWN	设 计 DESIGNED	检 图 CHECKED	检 印 CHECKED	比例 SCALE	FREE	品 名 TITLE	电机规格书 MOTR SPECIFICATION	
凯福科技 23-05-23 黎明勇	凯福科技 23-05-23 黎明勇					图 号 DWG. NO.	Y-23-0523-0	
				广东凯福电子科技有限公司 GUANGDONG KAIFULL CO.,LTD.			页 SHEET	1/1