

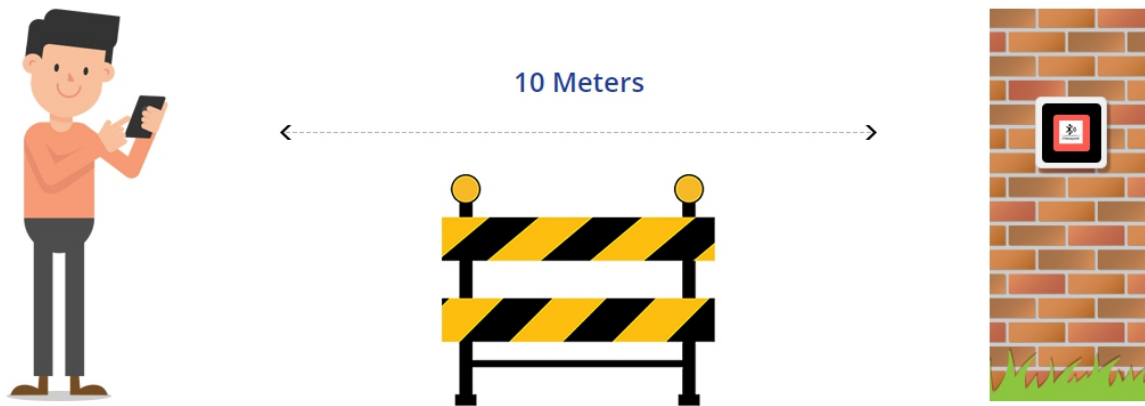
Managing Your Guards with Bluetooth PatrolScanner

Just be there turn on Bluetooth
Guards can easily clock in and record patrol data

BLUETOOTH MOBILE PATROL SOLUTION
PROFESSIONAL MANUFACTURER

Reliable Range

between PatrolScanner and Bluetooth checkpoint is less than



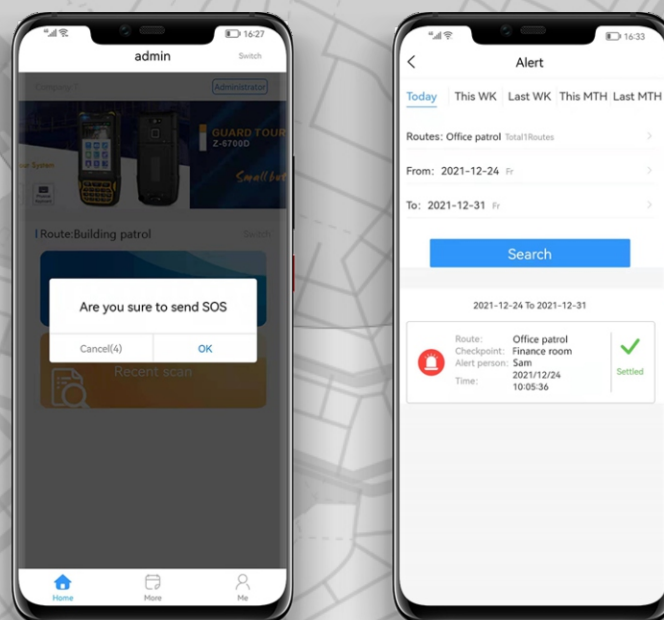
Live Data Monitoring

Real time data monitoring helps manager discover & resolve issues in time during patrols



SOS Button

SOS button will allow supervisor to take action in case the guards who is in danger and need help.

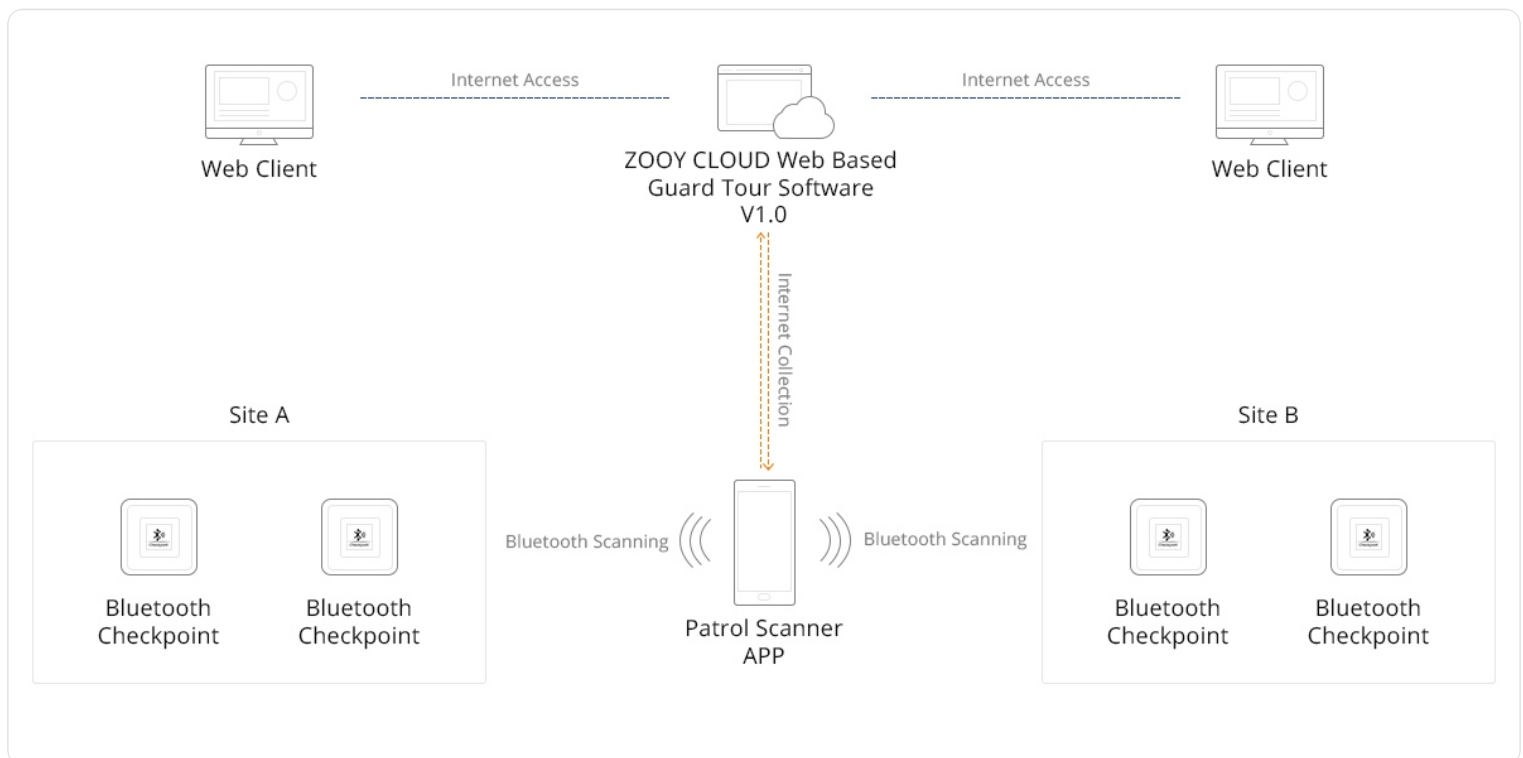


Reporting in Pictures


A picture is worth a thousand words, available in multiple pictures reporting



System Configuration

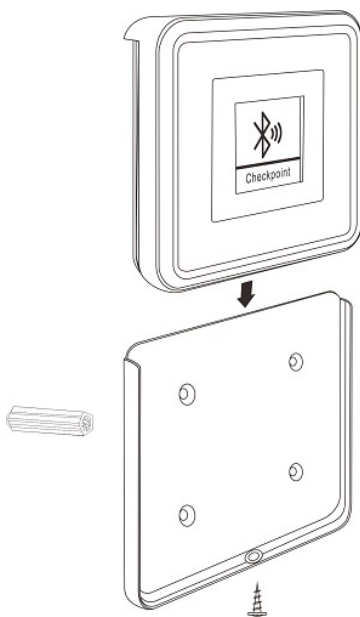


Checkpoint Detail



Frequency	Bluetooth	Distance	Less than 10 meters
Installation	Wall mounted, no wiring	Material	PVC panel, engineering plastic shell
IP rating	IP 65	Size	82*82*20mm
Power Supply	4.5V 3 pcs AA battery	Battery life	2 years

Installation Guide



Method 1

Preparation: screw driver x 2, AA battery x 3

1. Drill 6mm holes on the wall, and put the wall plug;
2. Fix the rear cover by screws;
3. Install battery and put the tag panel into the rear cover;
4. Fix the tag panel by screw.

Method 2

Preparation: silicon sealant x 1, screw driver x 1, AA battery x 3

1. Glue the rear cover on the wall by silicon sealant
2. Install battery and put the tag panel into the rear cover;
3. Fix the tag panel by screws.

Software Pricing Plans

Choosing a Software Plan That's Right For You

Free Plan

\$ 0 .00/ year

5,000 logs
20 Guards
20 pcs check point
1 round everyday

[Get a demo](#)

Professional Plan

\$? / year

1,000,000 logs
Unlimited Guards
100 pcs check point
24 rounds everyday

[Get a price](#)