



Jiuguang Lighting Technology Co., Ltd.

<https://www.jg-ledlight.com/>



CATALOG



ABOUT US

ABOUT US

Jiuguang Technology Co., Ltd.


Operating since 2008 with over 15 years' experience in the Auto lighting industry, as Jiuguang Lighting. Now we have been producing different LED lights for Vehicle.

Jiuguang Lighting Technology, we continue to consolidate our position in domestic and international markets. Producing LED light for Vehicle producers in the field of vehicles accessories, we offer the greatest opportunity with higher quality and long-term cost savings solutions, which are great advantages for auto manufacturers. Our products are widely used in Jeep, ATU/UTV, RV, SUV, TRUCK and other different models.

We have complete laboratories, equipped with the most advanced technology, mainly devoted to research and development, primarily focused on R&D and conducted product testing in almost 15 different factories. Today, we are working with an experienced team of engineers on R&D. Investing heavily in in Led light production line and spent a lot of time and energy to become a leading manufacturer of vehicle accessories in China. Of course, our products have passed CE, RoHS, E-mark, ISO9001, FCC certification, and we are constantly looking for more energy-saving, more environmentally friendly and more efficient ways.

We have a total plant of 35,000 square meters in Guangzhou. The company has 487 employees, including 32 R&D team. At the same time, we have advanced production equipment, and the monthly production capacity can reach 100,000 cups. Today, we export to 97 countries at home and abroad, serving customers up to 3000 +.

Choose our lights will bring you a distinct vehicle.



QUALITY

WELL-ESTABLISHED

QUALITY AND PROCESS CONTROL SYSTEM



RAW MATERIAL TEST

Full inspection of raw materials & electronic components




AGING TEST

12V 24V alternating test



AIR TIGHTNESS TEST

Vacuum high pressure
Waterproof | Air tightness test



VIBRATION TEST

Fastener stability test



PERFORMANCE TEST

We have experienced R&D team and in house laboratory. Lamp are fully compliance with Europe and America regulations and standards.



EMC TEST

Fully closed EMC test room ensures the highest accuracy of EMC test.

PRODUCT GO N TENTS

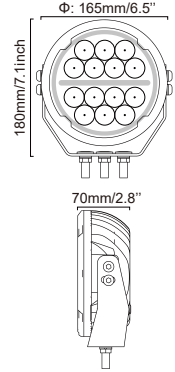
- DRIVING LIGHTS & PODS - 01
- LED LIGHT BAR - 20
- MOTORCYCLE LIGHT - 28
- LED WORK LAMP - 33
- CONTROL PANEL - 36
- UTV ADAPT LIGHTS - 41
- 5.75" | 7" ROUND HEADLIGHT - 50
- 4x6" | 5x7" SQUARE HEADLIGHT - 52
- LED HEADLIGHT BULBS - 54
- ACCESSORIES - 64

JG-D065



6.5" / 75W / 1LUX@517M / IP68&IP69K / 80000H

Chip	Osram P8 LEDs + Two-color LEDs
Raw Lumens	6886LM
Operating Voltage	10-32V DC
Housing Material	Die-cast Aluminum Alloy
Bracket	312 Stainless Steel
Beam	Combo Driving Light+ Amber&White DRL
Color Temperature	6500K
E-MARK ECE-R10 ECE-R112 Certification	



6.5inch

9inch




Scientific Certification

Quality Detail

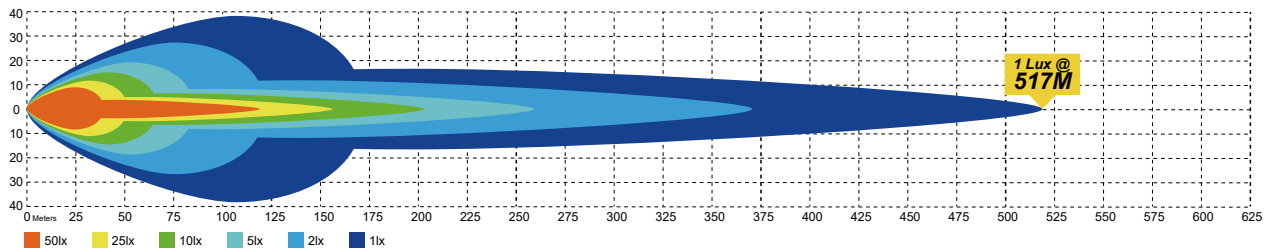
Osram P8 LED

IP68 IP69K Waterproof

FDA EN 62471
FC RoHS CE



6.5 Inch LED Driving Lights Is Optimal Size For Bumper.



EMARK DRIVING LIGHT

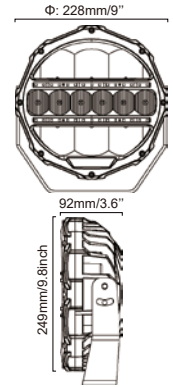


JG-D090-C



9" / 140W / 1LUX@630M / IP68&IP69K / 80000H

Chip	Osram P9 LEDs + Two-color LEDs
Raw Lumens	13200LM
Operating Voltage	10-32V DC
Housing Material	Die-cast Aluminum Alloy
Bracket	Iron Bracket
Beam	Combo Spot/Wide optics+Amber&White DRL
Color Temperature	6500K
E-MARK ECE-R10 ECE-R112 Certification	



Scientific Certification

FDA EN 62471
FC ROHS CE

Quality Detail



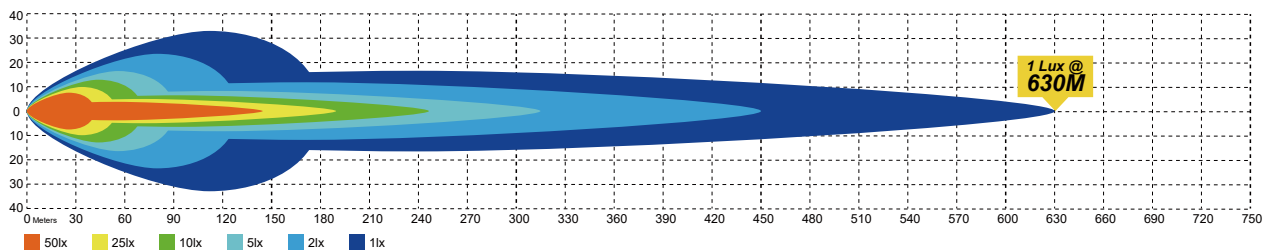
Osram P9 LED



IP68 IP69K Waterproof



Amber And White DRL Effects

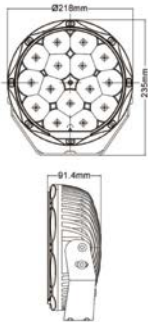


JG-D085



8.5" / 150W / 1LUX@960M / IP68 / 80000H


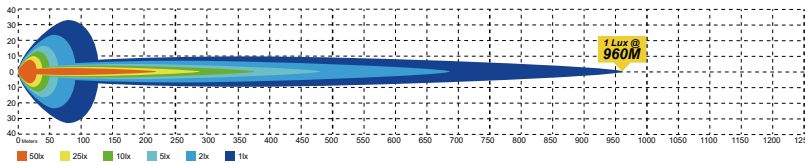
Chip	Osram LEDs
Raw Lumens	16600LM
Operating Voltage	9-32V DC
Housing Material	Die-cast Aluminum Alloy
Bracket	Iron Bracket
Beam	Spot Driving Beam
Color Temperature	5700K
Lens	PC Lens



Super High Quality



FDA EN 62471
FC RoHS CE

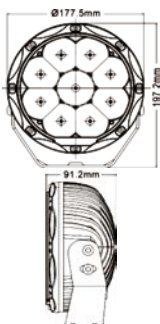


JG-D070



7" / 90W / 1LUX@780M / IP68 / 80000H

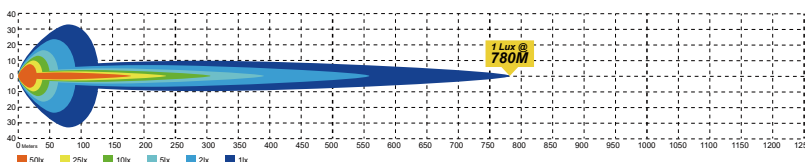
Chip	Osram LEDs
Raw Lumens	12000LM
Operating Voltage	9-32V DC
Housing Material	Die-cast Aluminum Alloy
Bracket	Iron Bracket
Beam	Spot Driving Beam
Color Temperature	5700K
Lens	PC Lens




Heavy Duty Design



FDA EN 62471
FC RoHS CE



JG-909



7" / 87W / IP67 / 30000H

Chip	Cree LEDs
Raw Lumens	8800LM
Operating Voltage	10-30V DC
Housing Material	Die-cast Aluminum Alloy
Beam	Combo+180°Side Light+Amber/White DRL
Color Temperature	6500K / 3500K
3"/5"/7"/9" Optional / Two-color Optional	

JG-D004



9" / 150W / 1LUX@750M / IP68 / 80000H

Chip	Osram P8
Raw Lumens	13000LM
Operating Voltage	9-32V DC
Housing Material	Die-cast Aluminum Alloy
Beam	Driving Beam
Color Temperature	5700K / 3500K
Silver / Grey Cup Option	

JG-901D



9" / 140W / IP67 / 50000H

Chip	Cree LEDs
Raw Lumens	10000LM
Operating Voltage	10-30V DC
Housing Material	Die-cast Aluminum Alloy
Beam	Driving Beam+ White DRL
Color Temperature	5700K
Certification	ECE R10 Rohs

JG-901W



9" / 120W / IP67 / 50000H

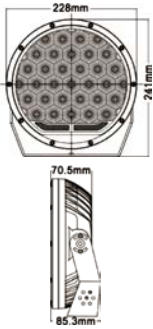
Chip	12pcs*10W Cree LEDs
Raw Lumens	12000LM
Operating Voltage	10-30V DC
Housing Material	Die-cast Aluminum Alloy
Bracket	Stainless Steel
Beam	Driving Beam + White DRL
Color Temperature	6000K

JG-D001



9" / 175W / 1LUX@890M / IP68 / 80000H

Chip	Osram CRDP-SH
Raw Lumens	13500LM
Operating Voltage	10-30V DC
Housing Material	Die-cast Aluminum Alloy
Bracket	Iron Bracket
Beam	Driving Beam+DRL
Color Temperature	6500K
Lens	PC Lens

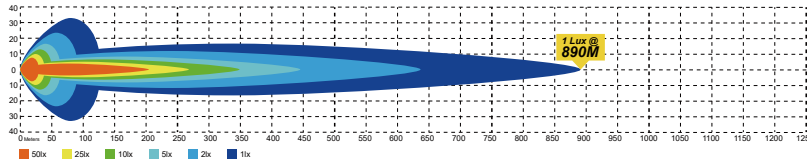


7" 9" | Clear / Yellow Lens | DRL White Amber Customization

7inch



9inch

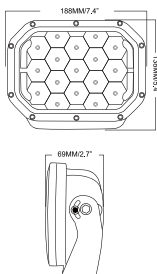


JG-947

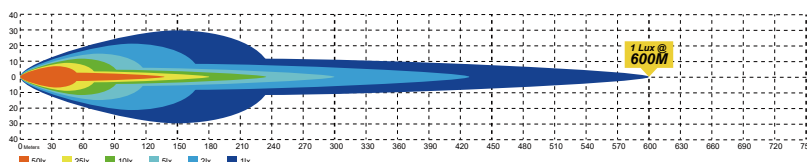



7" / 110W / 1LUX@600M / IP68 / 80000H

Chip	Osram
Raw lumens	9500LM
Operating Voltage	10-30V
Housing material	Die-cast Aluminum Alloy
Bracket	Iron Bracket
Beam	Driving Beam+DRL
Color temperature	5700K / 3500K
Lens	PC Lens



Clear / Yellow Lens | DRL White Amber Customization



JG-F993



3" / 35W / 1LUX@348M / IP68&IP69K / 80000H

Chip	Osram P8
Raw Lumens	4480LM
Operating Voltage	9-30V DC
Housing Material	Die-cast Aluminum Alloy
Bracket	Iron Brackets
Beam	Driving Beam+Side Shooter+DRL+Backlight
Color Temperature	6500K
Blue / Red / Yellow / Black 4-color Bezel Optional	

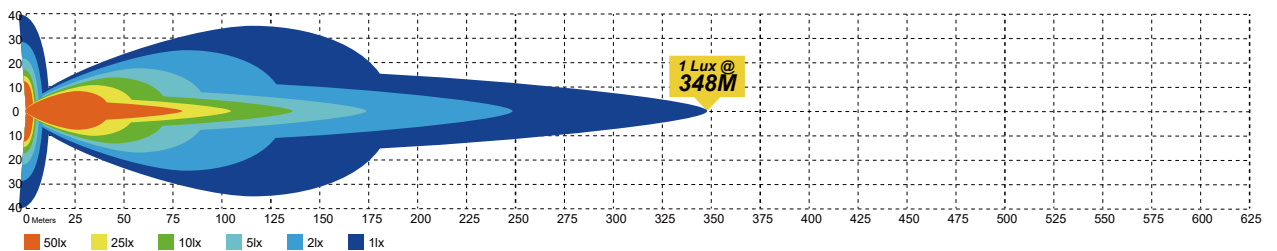


3"/4" Optional

Four-color Bezel Optional



3 Inch LED Pod Light For Truck UTV 4X4 Bumper A-pillar Overhead

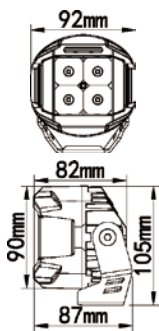


F996-4

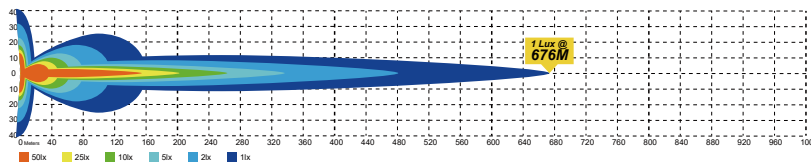


4" / 45W / 1LUX@476M&676M / IP69K / 50000H

Chip	Osram P8
Raw Lumens	4480LM
Operating Voltage	9-30V DC
Housing Material	Die-cast Aluminum Alloy
Bracket	Stainless Steel / Iron Bracket
Beam	Driving Beam+Sider Shooter+DRL
Color Temperature	6500K / 3500K
Germany Imported Circuit Design	



Clear / Yellow Lens, Round / Square Shape

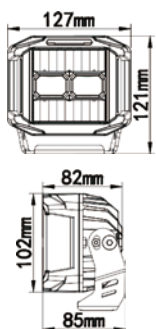



F996-5

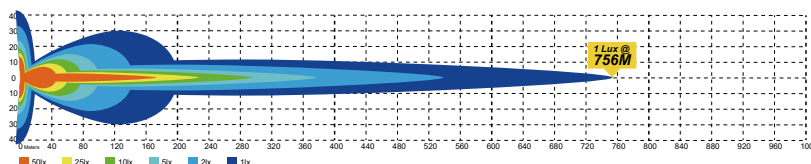


5" / 80W / 1LUX@598M&756M / IP69K / 50000H

Chip	Osram P8
Raw Lumens	8820LM
Operating Voltage	9-30V DC
Housing Material	Die-cast Aluminum Alloy
Bracket	Stainless Steel / Iron Bracket
Beam	Driving Beam+Sider Shooter+DRL
Color Temperature	6500K / 3500K
Germany Imported Circuit Design	



Clear / Yellow Lens, Round / Square Shape

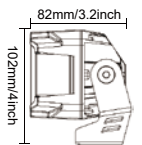
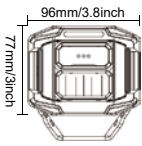


F996DZ-3

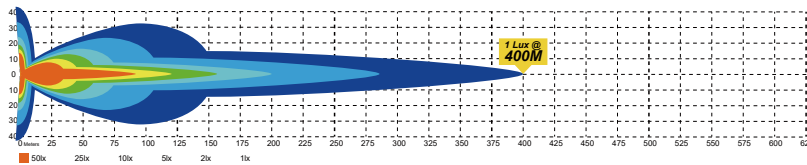


5" / 74W / 1LUX@400M / IP68 / 50000H

Chip	Osram P8
Raw Lumens	12500LM
Operating Voltage	9-30V DC
Housing Material	Die-cast Aluminum Alloy
Bracket	Iron Bracket
Beam	Driving Beam+Sider Shooter+DRL
Color Temperature	6000K
Germany Imported Circuit Design	



Clear / Yellow Lens, Waterproof Wiring Harness

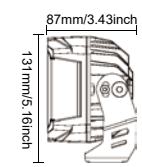
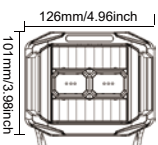


F996DZ-5

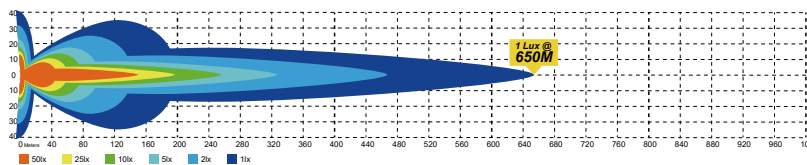


5" / 122W / 1LUX@650M / IP68 / 50000H

Chip	Osram P8
Raw Lumens	20600LM
Operating Voltage	9-30V DC
Housing Material	Die-cast Aluminum Alloy
Bracket	Iron Bracket
Beam	Driving Beam+Sider Shooter+DRL
Color Temperature	6000K
Germany Imported Circuit Design	



Clear / Yellow Lens, Waterproof Wiring Harness

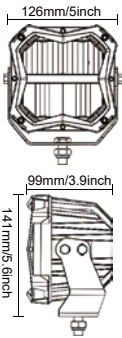


JG-954M-H

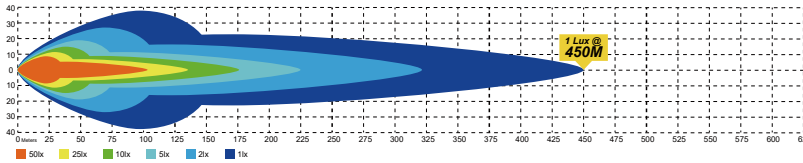


5" / 106W / 1LUX@450M / IP68 / 50000H

Chip	Osram P8 LEDs
Raw Lumens	18000LM
Operating Voltage	9-30V DC
Housing Material	Die-cast Aluminum Alloy
Bracket	Iron Bracket
Beam	Driving Beam + Amber Backlit
Color Temperature	6000K
Germany Imported Circuit Design	



Mechanical Design, Customized Cover, Waterproof Wiring Harness

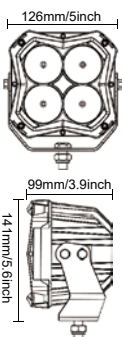


JG-954M-D

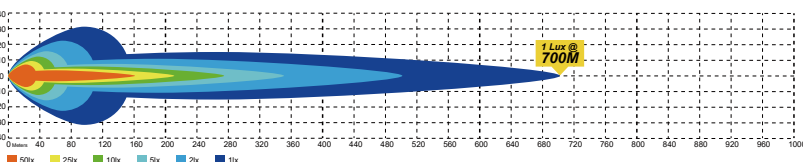


5" / 126W / 1LUX@700M / IP68 / 50000H

Chip	Osram P8 LEDs
Raw Lumens	20600LM
Operating Voltage	9-30V DC
Housing Material	Die-cast Aluminum Alloy
Bracket	Iron Bracket
Beam	Driving Beam + Amber Backlit
Color Temperature	6000K
Germany Imported Circuit Design	



Mechanical Design, Customized Cover, Waterproof Wiring Harness



LED PODS & LINKABLE KIT

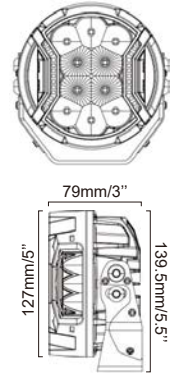


JG-D046AB/AC



5" / 60W / IP68 / 50000H

Chip	Osram LEDs
Raw Lumens	6000LM
Operating Voltage	9-32V DC
Housing Material	Die-cast Aluminum Alloy
Bracket	Iron Bracket
Beam	Spot Driving Beam
Color Temperature	6500K
Up&Down Lighting / Side Lighting White / Yellow Optional	

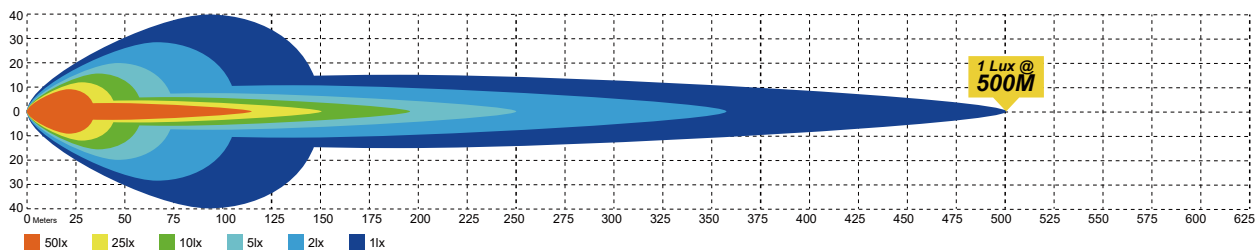


Up&Down Lighting / Side Lighting White / Yellow

Cover



Linkable Light Bar

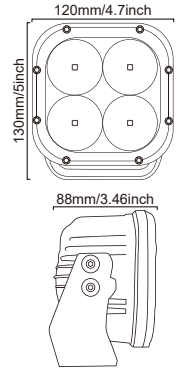


JG-954Z



4.6" / 40W / 1LUX@380M / IP68 / 50000H

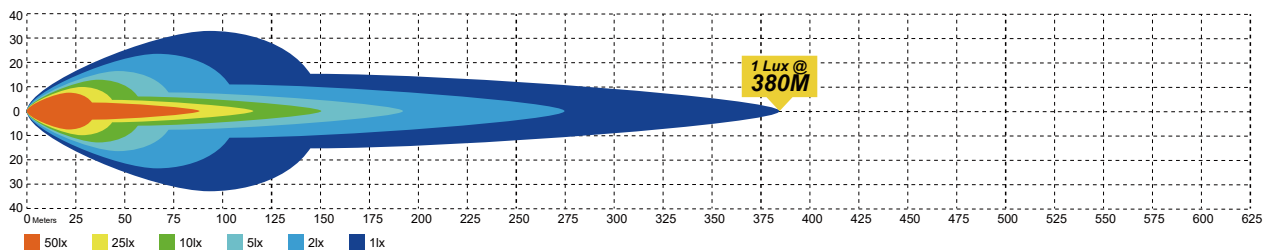
Chip	4pcs*10W CREE XML-5 LEDs
Raw Lumens	4400LM
Operating Voltage	9-32V DC
Housing Material	Die-cast Aluminum Alloy
Bracket	Iron Bracket
Beam	10°spot Driving Beam
Color Temperature	6000K / 3500K Optional
Germany Imported Circuit Design	



Multi-color Bezel



Linkable Light Bar



LED PODS & LINKABLE KIT

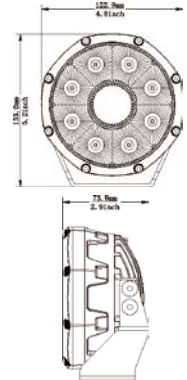


JG-LB050



5" / 45W / 1LUX@1038M / IP68 / 80000H

Chip	High Intensity Osram LEDs
Raw Lumens	6200LM/Pcs
Operating Voltage	9-32V DC
Housing Material	Die-cast Aluminum Alloy
Bracket	Iron Bracket
Beam	Driving Beam+laser Beam
Color Temperature	6000k / 3500k
Can Be Spliced Design Strip Light	



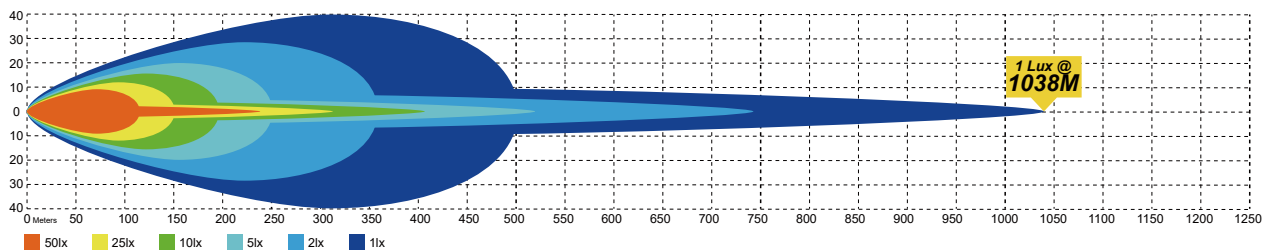
White / Amber Lens Black / Yellow Bezel Laser / Led Option Cover



Linkable Light Bar



Self-contained Wire Set

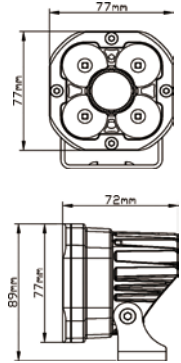


JG-L030-LED



3" / 50W / 1LUX@1000M / IP68 / 80000H

Chip	Osram P7 LEDs + KW3
Raw Lumens	12000LM
Operating Voltage	9-32V DC
Housing Material	Die-cast Aluminum Alloy
Bracket	Iron Bracket
Beam	Combo Driving Beam
Color Temperature	6500K / 3500K
Lens	PC Lens

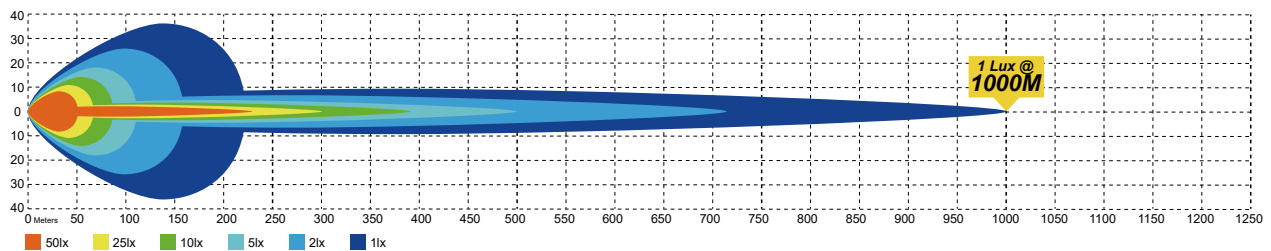


White / Yellow Lens Color & Cube / Round Shape Option

Wire Harness



3inch Suitable For Multiple Installation Positions



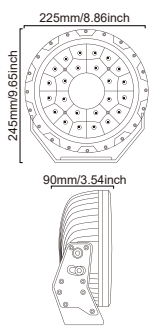
LASER DRIVING LIGHT



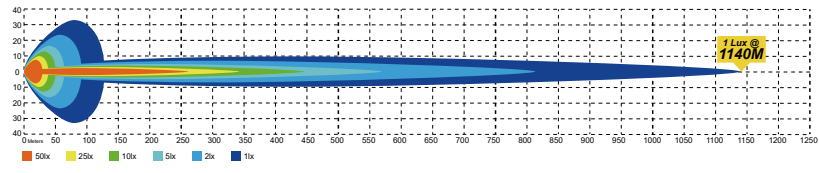
JG-L090



9" / 198W / 1LUX@1140M / IP68 / 80000H	
Chip	Osram P8 LEDs + Laser Chip
Raw Lumens	16600LM
Operating Voltage	9-32V DC
Housing Material	Die-cast Aluminum Alloy
Bracket	312 Stainless Steel Bracket
Beam	Laser + Spot Driving Beam
Color Temperature	6500K
Lens	PC Lens



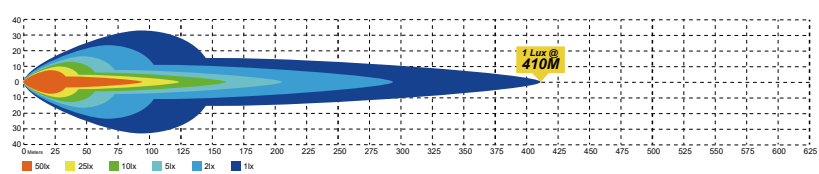
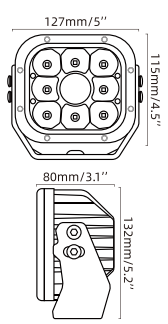
FDA EN 62471
FC RoHS CE



JG-L050



5" / 50W / 1LUX@410M / IP68 / 80000H	
Chip	Osram P9 LEDs+Laser Chip
Raw Lumens	13000LM
Operating Voltage	9-32V DC
Housing Material	Die-cast Aluminum Alloy
Bracket	Iron Bracket
Beam	Laser + Spot Driving Beam
Color Temperature	6500K / 3500K
Lens	PC Lens

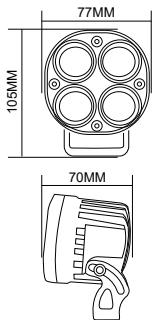


JG-954D



3" / 40W / IP68 / 50000H

Chip	4pcs*10W High Intensity LEDs
Raw Lumens	4400LM
Operating Voltage	9-32V DC
Housing Material	Die-cast Aluminum Alloy
Bracket	Iron Bracket
Beam	High Low Beam
Color Temperature	6000K & 3500K
Lens	HD Convex Lens



Customized Version

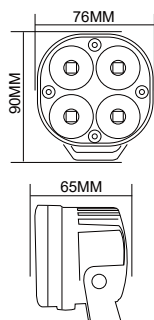


JG-954H



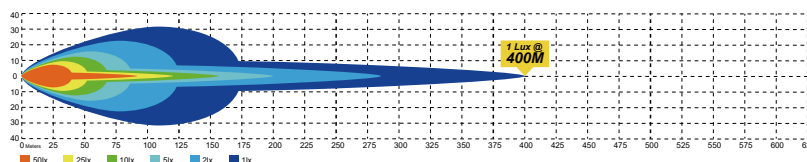
3" / 40W / IP68 / 50000H

Chip	4pcs*10W CREE XML-5 LEDs
Raw Lumens	4400LM
Operating Voltage	9-32V DC
Housing Material	Die-cast Aluminum Alloy
Bracket	Iron Bracket
Beam	Driving Beam
Color Temperature	6500K / 3500K Optional
Germany Imported Circuit Design	



Customized Version

Matching Mask Optional



AUXILIARY POD LIGHT

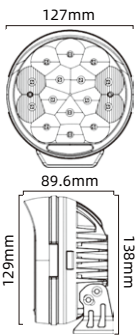


JG-D046



5" / 60W / 1LUX@305M / IP67 / 50000H


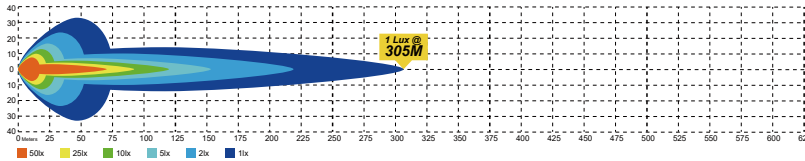
Chip	Osram P8 LEDs
Raw Lumens	5783LM
Operating Voltage	9-32V DC
Housing Material	Die-cast Aluminum Alloy
Bracket	316 Stainless Steel
Beam	Driving Beam+Yellow DRL
Color Temperature	6000K / 3500K Optional
Lens	PC Lens



Two Color Optional



Cover Optional

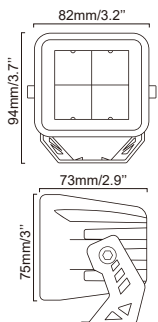


JG-S995C

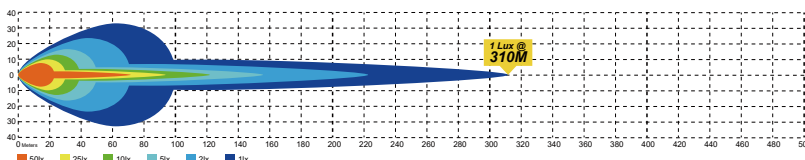


3" / 40W / 1LUX@310M / 50000H

Chip	4pcs*10W High Density LEDs
Raw Lumens	4400LM
Operating Voltage	10-30V DC
Housing Material	Die-cast Aluminum Alloy
Bracket	Iron Bracket
Beam	Spot Beam
Color Temperature	6000K
Waterproof	IP68



Matching Mask Optional

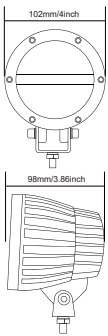


JG-1000Z-WY



4" / 50W / IP67 / 50000H

Chip	2pcs*25W High Intensity Cree LEDs
Raw Lumens	Low Beam: 4250LM High Beam: 4500LM
Operating Voltage	9-30V DC
Housing Material	Die-cast Aluminum Alloy
Bracket	Abs Plstic With Stainless
Color Temperature	6500K / 3500K Two-color And All-white Optional



Two-color Optional

All-white Light



White&yellow Light

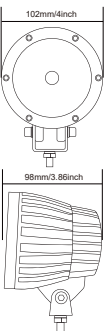


JG-1000Z-45W



4" / 45W / IP68 / 30000H

Chip	45W High Intensity Cree LEDs
Raw Lumens	4500LM
Operating Voltage	9-60V DC
Housing Material	Die-cast Aluminum Alloy
Bracket	Abs Plstic With Stainless
Beam	Driving Beam
Color Temperature	6500K / 3500K Yellow And White Optional



Clear / Yellow Lens



AUXILIARY POD LIGHT



JG-1000P



4" / 45W / 1LUX@650M

Osram LEDs

4500LM

9-60V DC

Driving Beam

IP68 30000H

6500K / 3500K Optional



JG-1001-ZC



3" / 30W / 1LUX@320M

CREE LED

2250LM

9-30V DC

Driving Beam

IP68 30000H

6500K / 3000K Optional



JG-914Z



3" / 30W

CREE LEDs

3750LM

9-30V DC

IP67 30000H

Spot / Flood / Wide flood beam

6500K / 3000K Optional



JG-915Z



3" / 30W

CREE LEDs

3750LM

9-30V DC

IP67 30000H

Spot / flood / wide flood beam

6500K / 3000K Optional



JG-926H



3" / 20W

CREE XML LEDs

1900LM

9-32V DC

IP68 50000H

Hi/lo beam

6000K / 3500K Optional



JG-925



6" / 30W

Osram LEDs

3750LM

9-30V DC

IP67 30000H

Combo beam

6500K / 3500K Optional



JG-995D-8/DB-8



3" / 24W / IP67 / 30000H

8pcs*3w CREE LED

2520LM

9-32V DC

Driving beam

6500K

995D-8/995DB-8 Optional



JG-995TW-BS/-B-BS



3" / 24W / IP67 / 30000H

High Intensity LED

2520LM 9-32V DC

6500K Spot / 3000K flood

Combo beam

Harness additionally

995TW-BS/-B-BS Optional



JG-995R



3" / 20W

CREE XML LEDs


1900LM

9-32V DC

IP68 50000H

Hi/lo beam

6000K / 3500K Optional



JG-996BS



3" / 36W

12pcs*3w CREE LEDs


4725LM

9-32V DC

IP68 50000H

Spot beam / Side light / Strobe

6500K / 3500K



JG-921S



6.3" / 30W

Osram LED

3300LM

9-32V DC

IP67 30000H

White / Yellow / Yellow+white

6500K / 3500K



JG-921T



6.3" / 20W

Philips LEDs

3000LM

9-32V DC

IP67 30000H

Driving Light


6500K



LASER DRIVING LIGHT



JG-9625F

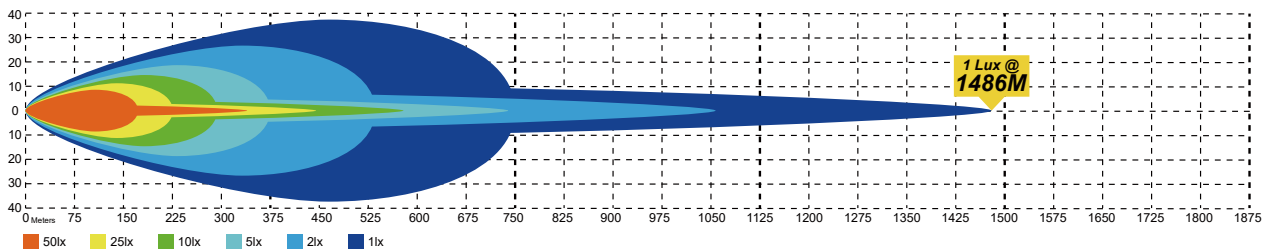


Size	Chips	Wattage	Lumens	Voltage	1Lux
12"	OsramP8*16pcs+KW3*2pcs	130W	6432LM	9-32V DC	884M
20"	OsramP8*32pcs+KW3*2pcs	210W	6790LM	9-32V DC	1051M
30"	OsramP8*48pcs+KW3*3pcs	290W	9662LM	9-32V DC	1163M
40"	OsramP8*64pcs+KW3*4pcs	420W	13876LM	9-32V DC	1395M
50"	OsramP8*80pcs+KW3*5pcs	525W	19600LM	9-32V DC	1486M

Laser Light



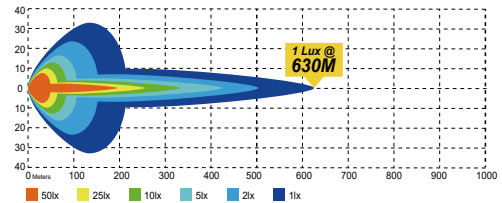
Real Effect



JG-58-ZH

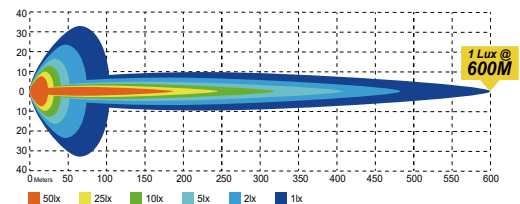


E9 R112 R7 R10



Size	Beam Pattern	Chips	Chips QTY	Wattage	Lumens	Certification
12"	Driving beam White/Amber position light	Osram	6 pcs	90W	4500LM	ECE R112 ECE R7
22"	Driving beam White/Amber position light	Osram	10 pcs	150W	6500LM	ECE R112 ECE R7
32"	Driving beam White/Amber position light	Osram	16 pcs	240W	10000LM	ECE R112 ECE R7
42"	Driving beam White/Amber position light	Osram	20 pcs	300W	12500LM	ECE R112 ECE R7
52"	Driving beam White/Amber position light	Osram	24 pcs	360W	14500LM	ECE R112 ECE R7

JG-9633



Size	Beam Pattern	Chips	Chips QTY	Wattage	Lumens
12"	Driving Beam White/Amber Position Light	Osram	12 pcs	45W	5000LM
22"	Driving Beam White/Amber Position Light	Osram	24 pcs	95W	8000LM
32"	Driving Beam White/Amber Position Light	Osram	36 pcs	140W	12300LM
42"	Driving Beam White/Amber Position Light	Osram	48 pcs	180W	15000LM

LINKABLE LIGHT BAR



JG-96-954Z



Size	Power	LEDs	LEDs QTY	Irradiation	Lumen	Beam Pattern	Color Temperature	Waterproof	Lifespan
4PCS	160W	CREE 10W	16pcs	600m	20000lm	Driving Beam	6000K/3000K	IP68 IP69K	80000H
6PCS	240W	CREE 10W	24pcs	800m	30000lm	Driving Beam	6000K/3000K	IP68 IP69K	80000H
8PCS	320W	CREE 10W	32pcs	1000m	40000lm	Driving Beam	6000K/3000K	IP68 IP69K	80000H
10PCS	400W	CREE 10W	40pcs	1200m	50000lm	Driving Beam	6000K/3000K	IP68 IP69K	80000H

Voltage Power:9-32V DC / Hosing Material:Die-cast Aluminum Alloy / Bracket:316 Stainless Steel



JG-96-LB050



Size	Power	LEDs	LEDs QTY	Irradiation	Lumen	Beam Pattern	Color Temperature	Waterproof	Lifespan
4PCS	180W	Osram P8	36pcs	600m	24800lm	Driving Beam	6000K/3000K	IP68 IP69K	80000H
6PCS	270W	Osram P8	54pcs	700m	27200lm	Driving Beam	6000K/3000K	IP68 IP69K	80000H
8PCS	360W	Osram P8	72pcs	900m	49600lm	Driving Beam	6000K/3000K	IP68 IP69K	80000H
10PCS	450W	Osram P8	90pcs	1038m	62000lm	Driving Beam	6000K/3000K	IP68 IP69K	80000H

Voltage Power:9-32V DC / Hosing Material:Die-cast Aluminum Alloy / Bracket:316 Stainless Steel

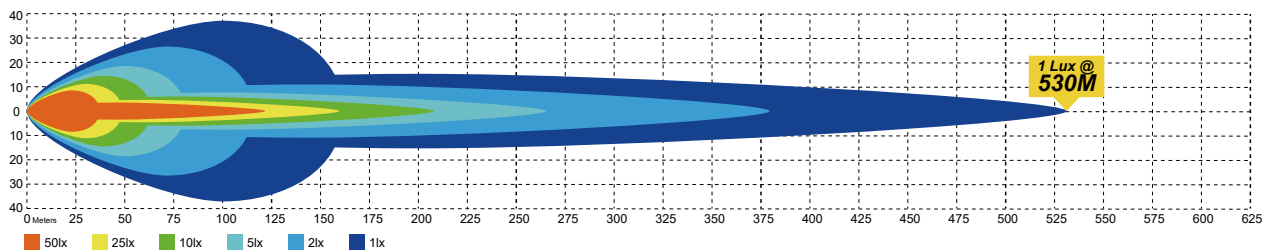


JG-9610G



Size	Beam Pattern	Chips QTY	Wattage	Lumens	Shape
7"	Combo / Spot Driving Beam	9 pcs	18W	1800LM	Sraight
14"	Combo / Spot Driving Beam	18 pcs	36W	3600LM	Sraight
20"	Combo / Spot Driving Beam	27 pcs	54W	5400LM	Sraight / Curved
26"	Combo / Spot Driving Beam	36 pcs	72W	7200LM	Sraight / Curved
32"	Combo / Spot Driving Beam	45 pcs	90W	9000LM	Sraight / Curved
38"	Combo / Spot Driving Beam	54 pcs	108W	10800LM	Sraight / Curved
44"	Combo / Spot Driving Beam	63 pcs	126W	12600LM	Sraight / Curved
50"	Combo / Spot Driving Beam	72 pcs	144W	14400LM	Sraight / Curved

Warning Light Bar Version



JG-9612Z



Size	8"/14"/20"/26"/32"/38"/44"/50"
Chip	CREE
Wattage	30/60/90/120/150/180/210/240W
Beam Pattern	Driving Beam
Voltage	10-30V DC
Lighting Distance	1LUX@257/305/352/403/452/495/540/582M
Waterproof	IP68

JG-9610B




Size	10"/20"/30"/40"/50"
Chip	CREE
Wattage	26W/52W/78W/104W/130W
Beam Pattern	60° Driving Beam
Voltage	10-30V DC
Lighting Distance	1LUX@95M/118M/140M/162M/189M
Waterproof	IP68

JG-9610L



Size	8"/14"/20"/26"/32"/38"/44"/50"
Chip	CREE
Wattage	18/36/54/72/90/108/126/144W
Beam Pattern	45° Driving Beam
Voltage	10-30V DC
Lighting Distance	1LUX@154/177/200/222/241/265/289/311M
Waterproof	IP68

JG-9632T-4"



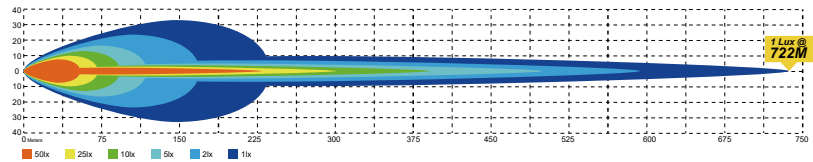
Size	4"
Chip	CREE
Wattage	30W
Beam Pattern	Driving Beam
Voltage	10-30V DC
Waterproof	IP68

CLASSIC 2ROW LIGHT BAR

JG-9623S



Size	Beam Pattern	Chips QTY	Wattage	Lumens	1Lux
12"	Combo Driving Beam	Osram P7 * 20 pcs	60W	8000LM	1LUX@402M
22"	Combo Driving Beam	Osram P7 * 40 pcs	120W	16000LM	1LUX@492M
32"	Combo Driving Beam	Osram P7 * 60 pcs	180W	18000LM	1LUX@597M
42"	Combo Driving Beam	Osram P7 * 80 pcs	240W	19800LM	1LUX@646M
52"	Combo Driving Beam	Osram P7 * 100 pcs	300W	26400LM	1LUX@722M



JG-9620A-R



Size	32"/42"/50"
Chip	R3 LEDs
Wattage	180W/252W/288W
Light type	White + Chasing RGB
Voltage	10-30V DC
Controller	RF & APP
Waterproof	IP67

JG-9627



Size	12"/22"/32"/42"/52"
Chip	Osram Chip
Wattage	180W/240W/300W/332W/360W
Beam Pattern	Combo Driving Beam
Voltage	10-30V DC
Lighting Distance	1LUX@248M/295M/353M/398M/412M
Waterproof	IP68

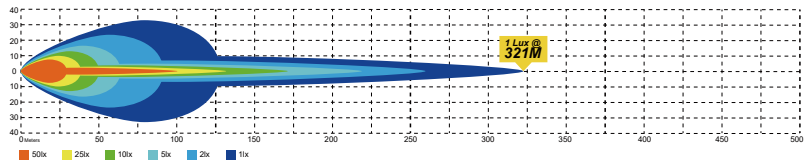
3ROW LIGHT BAR



JG-9631T-RQ



Size	Beam Pattern	Chips QTY	Wattage	CCT	1Lux
22"	180° Driving Beam	Osram * 130 pcs	130W	4300K 6000K	201M
32"	180° Driving Beam	Osram * 195 pcs	195W	4300K 6000K	245M
42"	180° Driving Beam	Osram * 260 pcs	260W	4300K 6000K	283M
50"	180° Driving Beam	Osram * 312 pcs	312W	4300K 6000K	321M



JG-9631T




Size	22"/32"/42"/50"/52"
Chip	Osram
Wattage	130W/195W/260W/312W/325W
Beam Pattern	180° Driving Beam
Voltage	10-30V DC
Lighting Distance	1LUX@201M/245M/283M/321M/330M
Waterproof	IP68

JG-9632T

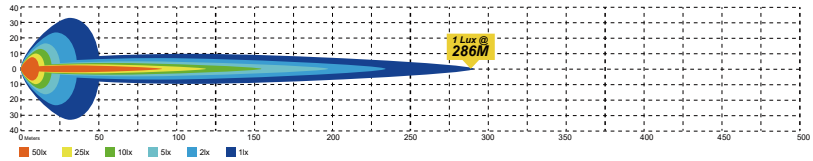


Size	4"/7"/12"/20"/23"
Chip	Osram Chip
Wattage	20W/40W/80W/140W/160W
Lumens	3000/4400/8800/15400/17600LM
Voltage	10-30V DC
Beam Pattern	Combo Driving Beam
Waterproof	IP68


JG-9610Z-BS



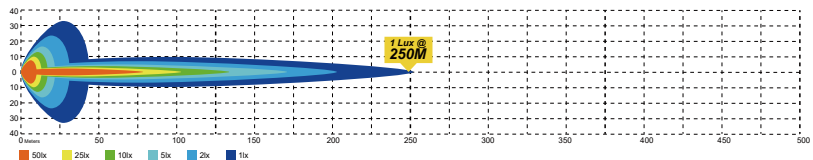
Size	Beam	Pattern	Chips	Wattage	CCT	1Lux
7"	60 °	Driving Beam	CREE*6 pcs	18W	4300K 6000K	149M
14"	60 °	Driving Beam	CREE*12 pcs	36W	4300K 6000K	168M
20"	60 °	Driving Beam	CREE*18 pcs	54W	4300K 6000K	187M
26"	60 °	Driving Beam	CREE*24 pcs	72W	4300K 6000K	204M
32"	60 °	Driving Beam	CREE*30 pcs	90W	4300K 6000K	227M
38"	60 °	Driving Beam	CREE*36 pcs	108W	4300K 6000K	248M
44"	60 °	Driving Beam	CREE*42 pcs	126W	4300K 6000K	265M
50"	60 °	Driving Beam	CREE*48 pcs	144W	4300K 6000K	286M



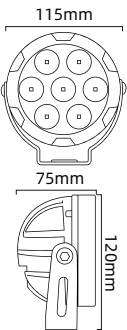
JG-9620BS



Size	Beam	Pattern	Chips	Wattage	CCT	1Lux
7"	60 °	Driving Beam	CREE*20 pcs	20W	4300K 6000K	97M
14"	60 °	Driving Beam	CREE*40 pcs	40W	4300K 6000K	116M
20"	60 °	Driving Beam	CREE*60 pcs	60W	4300K 6000K	139M
26"	60 °	Driving Beam	CREE*80 pcs	80W	4300K 6000K	159M
32"	60 °	Driving Beam	CREE*100 pcs	100W	4300K 6000K	182M
38"	60 °	Driving Beam	CREE*120 pcs	120W	4300K 6000K	202M
44"	60 °	Driving Beam	CREE*140 pcs	140W	4300K 6000K	225M
50"	60 °	Driving Beam	CREE*160 pcs	160W	4300K 6000K	250M



JG-D043

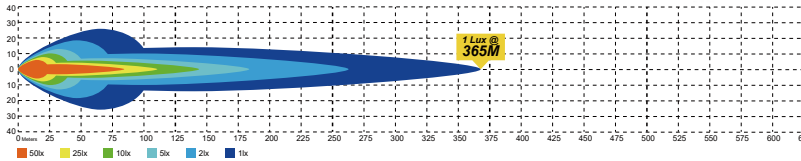


4.5" / 70W / 1LUX@365M / IP68 / 50000H

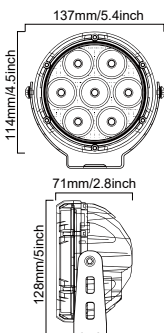
Chip	CREE
Raw Lumens	6600LM
Operating Voltage	10-80V DC
Housing Material	Die-cast Aluminum Alloy
Bracket	Iron Bracket
Beam	Spot Driving Beam
Color Temperature	6000K / 3000K Optional
Available With Matching Yellow Cover	

Two Colors

Yellow Cover



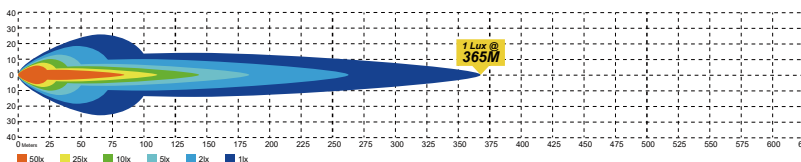
JG-D043-FW



4.5" / 70W / 1LUX@365M / IP68 / 50000H

Chip	CREE
Raw Lumens	6600LM
Operating Voltage	10-80V DC
Housing Material	Die-cast Aluminum Alloy
Bracket	Iron Bracket
Beam	Spot Driving Beam
Color Temperature	6000K / 3000K Optional
Available With Matching Yellow Cover	

Spot Beam & Yellow Cover



JG-D040-9



4.5" / 55W / 1LUX@450M / IP68 / 50000H

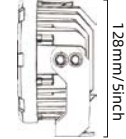
Chip	High-intensity LEDs
Raw Lumens	6600LM
Operating Voltage	9-32V DC
Housing Material	Die-cast Aluminum Alloy
Bracket	Iron Bracket
Beam	Combo Driving Beam+White DRL
Color Temperature	6000K
Lens	PC Lens



114mm/4.5inch

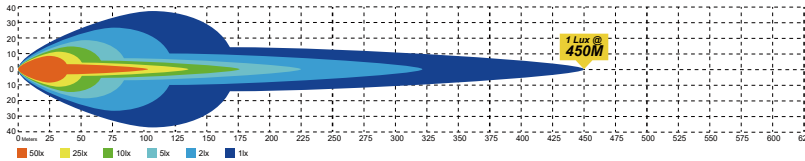


71mm/2.8inch



128mm/5inch

FOR BMW | HONDA | KAWASAKI | YAMAHA | KTM | INDIAN



Optional Accessories

FOR JG-D043



DT Plug



Waterproof Plug / Horn



DT Plug / Dimmable



Soft Cover

FOR JG-D043-FW / JG-D040-9



Waterproof / Horn / Overtake



Hard Cover



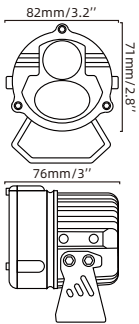
Soft Cover

JG-992-K2



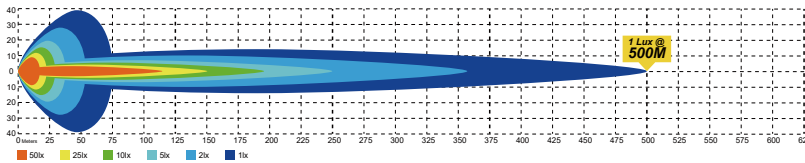
3" / 80W / 1LUX@500M / IP68 / 50000H

Chip	1PC*30W+1PC*50W LEDs
Raw Lumens	8000LM
Operating Voltage	9-80V DC
Housing Material	Die-cast Aluminum Alloy
Bracket	Iron Bracket / Die Cast Aluminum
Beam	White High Beam / Yellow Low Beam
Color Temperature	6500K / 3000K
Various Off-road / Motorcycle / Fog Light Brackets	



Motorcycle+multi Fog Light Bracket Optional

Wire Harness




JG-MF01




2" / 30W / IP68 / 50000H


Chip	Dual-Color 7530 LEDs
Raw Lumens	3000LM
Operating Voltage	9-32V DC
Housing Material	Die-cast Aluminum Alloy
Bracket	Iron Bracket
Beam	Hi/lo Beam
Lighting Mode	White / Yellow / Yellow+white
Color Temperature	6500K / 3000K



Two Brackets Are Available




JG-993-ZH



3" / 30W / 3000LM / IP68 / 50000H

Chip	30W High Intensity LEDs
Operating Voltage	9-36V DC
Housing Material	Die-cast Aluminum Alloy
Bracket	Side And Collet Brackets
Beam	Hi/lo Beam Strobe
Lighting Mode	White / Yellow / Yellow+white
Color Temperature	6500K / 3000K

JG-992ZH-ZD



3" / 30W / 3000LM / IP68 / 50000H

Chip	Dual-Color 7035 LEDs
Operating Voltage	9-36V DC
Housing Material	Die-cast Aluminum Alloy
Bracket	Iron Bracket
Beam	Hi/lo Beam Strobe
Lighting Mode	White / Yellow / Yellow+white
Color Temperature	6000K / 3000K


JG-993-3HP



4.2" / 60W / IP68 / 50000H

Chip	3pcs*20W High Intensity LEDs
Raw Lumens	6000LM
Operating Voltage	9-32V DC
Housing Material	Die-cast Aluminum Alloy
Beam	Hi/lo Beam
Lighting Mode	White / Yellow / White+Yellow
Color Temperature	6500K / 3000K

JG-993B-RGB



2.6" / 30W / IP68 / 50000H

Chip	30W Dual-Color High Intensity LEDs
Raw Lumens	3000LM
Operating Voltage	9-32V DC
Housing Material	Die-cast Aluminum Alloy
Beam	Hi/lo Beam
Lighting Mode	White / Yellow / RGB
Color Temperature	6500K / 3000K

JG-MT-F04



3" / 30W / IP68 / 50000H

Dual-Color High-intensity LEDs


2400LM

10-30V DC

Hi/lo Beam+Combo+Strobe

White / Yellow / Yellow+white

6000K / 3000K



JG-993-3DXZ



3.6" / 20W / IP68 / 50000H

Dual-Color High-intensity LEDs

1600LM

10-30V DC

Hi/lo Beam

White / Yellow / Yellow+white

6000K / 3000K



JG-MT-F03-2



2.6" / 20W / IP68 / 50000H

Dual-Color High-intensity LEDs


1600LM

9-32V DC

Hi/lo Beam

White / Yellow / Yellow+white

6500K / 3000K



JG-MT-F03-1



2.4" / 20W / IP68 / 50000H

Dual-Color High-intensity LEDs


1600LM

10-30V DC

Hi/lo Beam

White / Yellow / Yellow+white

6000K / 3000K



JG-992M



3.5" / 30W / IP68

CREE LEDs

3300LM

9-32V DC

50000H

Driving Beam

6500K / 3500K Optional



JG-L993D



3" / 40W / 1lux@1000M

2pcs*20w LEDs

4000LM

9-32V DC

IP68 / 50000H

Spot Beam

6500K

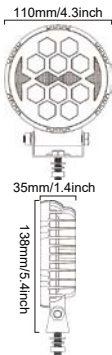


JG-930D-12

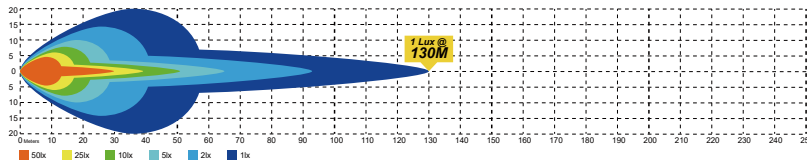


4.3" / 22W / 1LUX@130M / IP68

Chip	3535 LEDs *10
Raw Lumens	1800LM
Operating Voltage	9-32V DC
Housing Material	Die-cast Aluminum Alloy
Bracket	Iron Bracket
Beam	Flood Beam
Color Temperature	5700K
With Amber Start Light	



4 Inch Off-road Light With Amber DRL

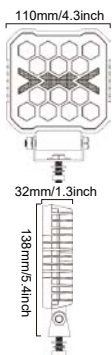


JG-950D-14


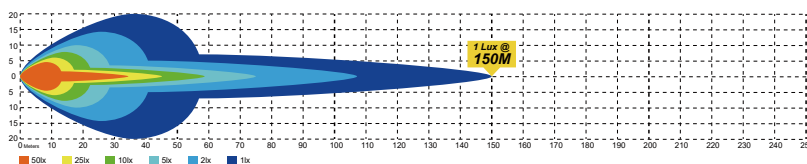


4.3" / 30W / 1LUX@150M / IP68

Chip	3535 LEDs *14
Raw Lumens	2300LM
Operating Voltage	9-32V DC
Housing Material	Die-cast Aluminum Alloy
Bracket	Iron Bracket
Beam	Flood Beam
Color Temperature	5700K
With Amber Start Light	



4 Inch Off-road Light With Amber DRL



JG-5353 //



ECE R10 CE ROHS



6" / 10-30V DC / IP67&IP69K / 50000H

Chip	8pcs**5W SMD LEDs
Theoretical Power	40W
Raw Lumens	2000LM
Housing Material	Die-cast Aluminum Alloy
Beam	Spot / Flood Beam Optional
Color Temperature	6500K

JG-7882 //



ECE R10 CE ROHS



4.7" / 10-30V DC / IP67&IP69K / 50000H

Chip	9pcs*Osram P8 LEDs
Theoretical Power	56W
Raw Lumens	4000LM
Housing Material	Die-cast Aluminum Alloy
Beam	Flood Beam
Color Temperature	6000-6500K

JG-7883 //




ECE R10 CE ROHS



4.7" / 10-30V DC / IP67&IP69K / 50000H

Chip	9pcs*Osram P8 LEDs
Theoretical Power	56W
Raw Lumens	4000LM
Housing Material	Die-cast Aluminum Alloy
Beam	Flood Beam
Color Temperature	6000-6500K

JG-5014 //



ECE R10 CE ROHS



2" / 10-30V DC / IP67&IP69K / 50000H

Chip	12pcs*1W SMD LEDs
Theoretical Power	12W
Raw Lumens	1200LM
Housing Material	Die-cast Aluminum Alloy
Beam	Spot / Flood Beam
Color Temperature	6000K

JG-5004 //



ECE R10 CE ROHS



2.3" / 10-30V DC / IP67&IP69K / 80000H

Chip	4pcs**5W Osram LEDs
Theoretical Power	20W
Raw Lumens	2000LM
Housing Material	Die-cast Aluminum Alloy
Beam	Spot / Flood Beam
Color Temperature	6000-6500K

JG-5013 //



ECE R10 CE ROHS




1.4" / 10-30V DC / IP67&IP69K / 50000H

Chip	1pcs*10W SMD LEDs
Theoretical Power	10W
Raw Lumens	600LM
Housing Material	Die-cast Aluminum Alloy
Beam	Spot / Flood Beam
Color Temperature	6000K

LED WORK LAMP




JG-930-34 //



4" / 9-80V DC / IP67 / 30000H

LED Chip	3030
Chip QTY	34 LEDs
Voltage	9-80V DC
Beam	Spot+DRL
Light Color	White+Yellow
Material	Aluminum+PC

JG-953-35 //



4" / 9-80V DC / IP67 / 30000H

LED Chip	3030
Chip QTY	35 LEDs
Voltage	9-80V DC
Beam	Spot+DRL
Light Color	White+Yellow
Material	Aluminum+PC

JG-930-27 //



4" / 9-80V DC / IP67 / 30000H

LED Chip	3030
Chip QTY	27 LEDs
Voltage	9-80V DC
Beam	Flood
Light Color	White
Material	Aluminum+PC

JG-950-40 //



4" / 9-80V DC / IP67 / 30000H

LED Chip	3030
Chip QTY	40 LEDs
Voltage	9-80V DC
Beam	Flood
Light Color	White
Material	Aluminum+PC

JG-930-MINI-21 //



3.3" / 9-80V DC / IP65 / 30000H

LED Chip	2835
Chip QTY	21 LEDs
Voltage	9-80V DC
Beam	Spot + Flood
Light Color	White
Material	Aluminum+PC

JG-950-MINI-28 //



3.3" / 9-80V DC / IP65 / 30000H

LED Chip	2835
Chip QTY	28 LEDs
Voltage	9-80V DC
Beam	Spot + Flood
Light Color	White
Material	Aluminum+PC

STROBE CONTROL PANEL



JG-KZ-CP-4-WX-ZC



Working Voltage	DC12/24V
Circuit Allocation	10A*1, 20A*1, 30A*2
ACC Included	ACC
Relay Mode	/
Max Operating Total Current	60A
Max Total Operating Power	12V@720W, 24V@1440W
Control Function	On-Off / Strobe
Controller	Key & Wireless Control
Panel Back Lighting	Single Color
Panel Light Brightness Function	On-Off
Working Temperature	-40 C ~85 C



JG-KZ-CP-6-WX-ZC



Working Voltage	DC12/24V
Circuit Allocation	10A*2, 15A*1, 20A*1, 30A*2
ACC Included	ACC
Relay Mode	/
Max Operating Total Current	80A
Max Total Operating Power	12V@1080W, 24V@2160W
Control Function	On-Off / Strobe
Controller	Key & Wireless Control
Panel Back Lighting	Single Color
Panel Light Brightness Function	On-Off
Working Temperature	-40 C ~85 C



CNC CONTROL PANEL



JG-KZ-CP-6-JK



6 key

Working Voltage	DC12/24V
Circuit Allocation	10A*2, 15A*1, 20A*1, 30A*2
ACC Included	ACC
Max Operating Total Current	80A
Max Total Operating Power	12V@720W, 24V@1440W
Control Function	On-Off / Strobe
Controller	Key & Wireless Control
Panel Back Lighting	Single Color
Panel Light Brightness Function	On-Off
Working Temperature	-40 C~85 C
CNC Integrated Molding Process	



ONE CLICK ALL FLASHING



JG-KZ-CP-6-JL



6 key

Working Voltage	DC12/24V
Circuit Allocation	10A*2, 15A*1, 20A*1, 30A*2
ACC Included	ACC
Max Operating Total Current	80A
Max Total Operating Power	12V@720W, 24V@1440W
Control Function	On-Off / Strobe
Controller	Key & Wireless Control
Panel Back Lighting	Single Color
Panel Light Brightness Function	On-Off
Working Temperature	-40 C~85 C
CNC Integrated Molding Process	



ONE CLICK ALL FLASHING



JG-KZ-CP-8-RGB-ACC-WX



8 key

Working Voltage	DC12/24V
Circuit Allocation	10A*2, 15A*2, 20A*2, 30A*2
ACC Included	ACC
Relay Mode	Solid State Relay
Max Operating Total Current	60A
Max Total Operating Power	12V@720W, 24V@1440W
Control Function	On-Off / Mementary / Flicker
Controller	Key & Wireless Control
Panel Back Lighting	RGB 11 Colors
Panel Light Brightness Function	5-Speed Dimming/APP Infinite Dimming
Working Temperature	-40 C~85 C



JG-KZ-CP-12-RGB-ACC-WX



12 key

Working Voltage	DC12/24V
Circuit Allocation	10A*4, 15A*2, 20A*2, 30A*4
ACC Included	ACC
Relay Mode	Solid State Relay
Max Operating Total Current	80A
Max Total Operating Power	12V@960W, 24V@1920W
Control Function	On-Off / Mementary / Flicker
Controller	Key & Wireless Control
Panel Back Lighting	RGB 11 Colors
Panel Light Brightness Function	5-Speed Dimming/APP Infinite Dimming
Working Temperature	-40 C~85 C



JG-KZ-CP-8-RGB-ACC



Working Voltage	DC12/24V
Circuit Allocation	10A*2, 15A*2, 20A*2, 30A*2
ACC Included	ACC
Relay Mode	Solid State Relay
Max Operating Total Current	80A
Max Total Operating Power	12V@720W, 24V@1440W
Control Function	On-Off / Mementary / Flicker
Controller	Key
Panel Back Lighting	RGB 11 Colors
Panel Light Brightness Function	5-Speed Dimming
Working Temperature	-40 C~85 C



JG-KZ-CP-12-RGB-ACC



Working Voltage	DC12/24V
Circuit Allocation	10A*4, 15A*2, 20A*2, 30A*4
ACC Included	ACC
Relay Mode	Solid State Relay
Max Operating Total Current	100A
Max Total Operating Power	12V@960W, 24V@1920W
Control Function	On-Off / Mementary / Flicker
Controller	Key
Panel Back Lighting	RGB 11 Colors
Panel Light Brightness Function	5-Speed Dimming
Working Temperature	-40 C~85 C



JG-KZ-CP-8



Working Voltage	DC12/24V
Circuit Allocation	10A*2, 15A*2, 20A*2, 30A*2
ACC Included	No
Relay Mode	Solid State Relay
Max Operating Total Current	60A
Max Total Operating Power	12V@600W, 24V@1200W
Control Function	On-Off
Controller	Key
Panel Back Lighting	Single color
Panel Light Brightness Function	On-Off
Working Temperature	-40 C ~85 C



JG-829F PRO+RF-2.2"




Controller	Remote / Remote&Bluetooth APP
Beam Angel	360°Glowing Spiral Illumination
LEDs	1FT-150/2FT-345/3FT-594 LEDs
Voltage	12V DC
Waterproof	IP67
Size	1FT, 2FT, 3FT, 4FT, 5FT
Base	Quick Release Base
Function(RF&APP)	RGB Chasing (300colors& 200moles) Music sync, Sound sync, Timing function; Brake & Turning Singal
Pack	Pair Pack



JG-829F PRO+RF-1.75"



Controller	Remote / Remote&Bluetooth APP
Beam Angel	360°Glowing Spiral Illumination
LEDs	1FT-120/2FT-279/3FT-465 LEDs
Voltage	12V DC
Waterproof	IP67
Size	1FT, 2FT, 3FT, 4FT, 5FT
Base	Quick Release Base
Function(RF&APP)	RGB Chasing (300colors& 200moles) Music sync, Sound sync, Timing function; Brake & Turning Singal
Pack	Pair Pack



JG-8290




Controller	Remote / Remote&Bluetooth APP
Beam Angel	360°Glowing Spiral Illumination
LEDs	RGB 5050SMD
Voltage	12V DC
Waterproof	IP67
Size	3FT, 4FT, 5FT, 6FT & Customized
Base	Quick Release Base
Function(RF&APP)	Single Color, RGB Chasing (300colors& 200modes) Timing Function, Music&sound Sync, Brake & Turning Singal(Only Pair)
Pack	Single Piece Pack / Pair Pack



JG-RGB Lights Combo Kit



JG-829F



JG-8290/8390



JG-R002P-ZS



JG-RZR-P1



WHIP LIGHT MOUNTS



BASE OPTION (Customized Color)



JG-ZJ-RZR-0



JG-ZJ-RZR-C



JG-ZJ-RZR-065



JG-ZJ-RZR-014



JG-ZJ-RZR-038



JG-SCD-LED




Size	7 inch
Current	0.9A
Wattage	45W
Raw Lumens	3600LM
Lens	PMMA
Operating Voltage	DC 9-24V
Housing Material	Diecasting Aluminum Alloy Housing
Color Mode	Reverse, Running, Brake, Strobe, Curtesy Mode
Halo Color	Red / Blue

Five Lighting Modes to Suit Different Situations




Reverse Mode



Running Mode



Curtesy Mode



Brake Mode / Strobe Mode



JG-96-WD-01



Size	32 inch
LED Chip	3030+2835 Chips
Raw Lumens	3000LM
Housing Material	Diecast Aluminum Housing
Operating Voltage	9-32V DC
Beam	Spot Driving Beam
Bracket	Stainless Steel Material
Waterproof	IP 68

Color Temp : Reverse light, Brake light, Turn light



Reverse Light



Brake light



Turn light



JG-JZD-996



Beam Angel	White Light, Amber Side Shooter
Control mode	W/harness Switch control
Wattage	45W
Voltage	9-15V DC
Waterproof	IP68
Mirror surface	Convex glass mirror for wide angle view
Materials	Low weight High strength cast Aluminum housing
Feature	Clamp 360°&mirror 120° rotation / Folds in on impact
Bracket Optional	Rro-fit cage clamp / 1.75"to 2" Round Tube Clamp
lifeSpan	Over 50,000 hours
Pack	Sold in pairs



JZD-01-GWY



Beam Angel	Green light/ White light/Wide angle turn signal Yellow light
Control mode	W/harness Switch control
Wattage	45W
Voltage	9-15V DC
Waterproof	IP68
Mirror surface	Convex glass mirror for wide angle view
Materials	Low weight High strength cast Aluminum housing
Feature	Clamp 360°&mirror 120° rotation / Folds in on impact
Bracket Optional	Rro-fit cage clamp / 1.5"to 2" Round Tube Clamp
lifeSpan	Over 50,000 hours
Pack	Sold in pairs

JZD-01-WWY



JZD-02-GWY



JZD-02-WWY



JZD-02-WW



JZD-12L



Beam Angel	High Intensity RGBW Programmable Lights RGB Has Memory Functions
Control Mode	Body W/ Light Switch
Waterproof	IP67
Mirror Surface	Anti-scratch PC Lens
Materials	Low Weight High Strength Cast Aluminum Housing
Bracket	Clamp 360°& Mirror 120° Rotation Fit For 1.5"to 2" Round Tube
Feature	W/ USB Port
Pack	Sold In Single W/3M Wiring Harness
Catalog	Mirrors without lights are also available



JZD-12



JG-R002P-ZS



210° Beam Angle

Voltage	9-16V DC
Power	16W/4Pods, 24W/6Pods 32W/8Pods; 48W/12Pods

Light Source Super Bright 3528 SMD

Waterproof IP67

Functions	16 Million Colors 188+ Chasing RGB Combination Adjustable Speed / Brightness DIY Color / Chasing Mode Music / Voice Mode Passing Word Setting
-----------	--

JG-R002



Voltage	9-32V DC
Power	16W/4Pods, 24W/6Pods 32W/8Pods; 48W/12Pods

Light Source Super Bright 3528 SMD

Waterproof IP68

Functions	16 Million Colors Adjustable Speed / Brightness DIY Color / RGB Color Music / Voice Mode
-----------	---

JG-R002W



Voltage	9-32V DC
Power	16W/4Pods, 24W/6Pods 32W/8Pods; 48W/12Pods

Light Source Super Bright 3528 SMD

Waterproof IP68

Color White, Yellow, Blue, Red,
Purple, Green

Functions	16 Million Colors DIY Color / RGB Color Music / Voice Mode
-----------	--

JG-769802 //



JG-768802 //



JG-7698-RW //



JG-7698-GW //



JG-7698-AW //



JG-DL-W //



JG-DL-WR //



JG-TK-A



JG-TK-R



Steering system w/LED lights & horns

kit includes 2PCS amber LED turn signal / megaphone / Controller box / Ready-to-use connector with 20A fuse wire

Warped steering signal switch / Horn and double flashing warning switch

kit fits for UTV, SXS, Golf cart, ATV, etc



7" / 5.75" ROUND HEADLIGHT




JG-J013-DE



7" / IP68 / 50000H

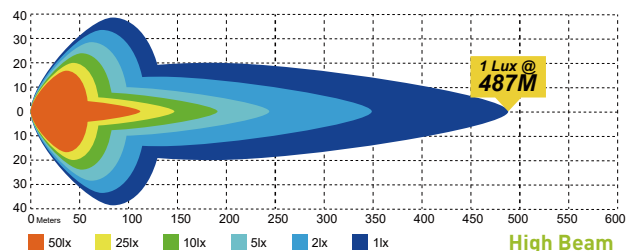
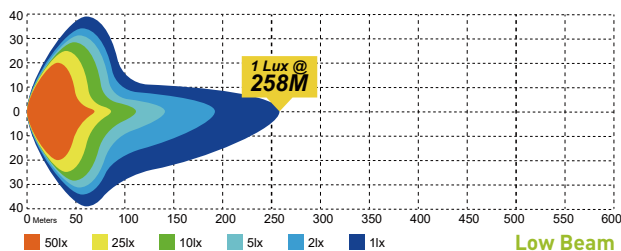

LED Power	High Beam / 55W / 5500LM
	Low Beam / 30W / 2800LM
Angel Eyes	White DRL / Amber Turn
Operating Voltage	9-32V DC
Housing Material	Die-cast Aluminum Alloy
Lens Material	PMMA+ABS
Color Temperature	6000-6500K
Double Breathing Hole	



DOT E9 CE ROHS



Two Appearance Version



7" / 5.75" ROUND HEADLIGHT

JG-J003T



7" / CREE LED / IP67

High beam / 50W / 4500lm

Low beam / 30W / 2700lm

Amber / White DRL

10-30V DC

Black / Silver Optional Color

CCT: 6000K



JG-M003D-ZQ



5.75" / CREE LED / IP67

High beam / 50W / 5000LM

Low beam / 30W / 3000LM

Amber / White DRL

10-30V DC

PMMA Lens

CCT: 6000-6500K



JG-J004-HP



7" / CREE LED / IP67

High beam / 30W / 3600lm


Low beam / 15W / 1800lm

Amber / White DRL

10-30V DC

PMMA LENS

CCT: 6000K



JG-M004



5.75" / CREE LED / IP68

High beam / 45W / 5200lm

Low beam / 30W / 3800lm

White DRL

10-32V DC

PC LENS

CCT: 6000K



JG-J005V



7" / IP68 / 30000H

High Beam / 50W / 4500LM

Low Beam / 30W / 2800LM

White DRL / Amber Turn / Red Devil's Eye

10-30V DC

PMMA+ABS LENS

CCT: 6000-6500K



JG-M002-ZQ



5.75" / CREE LED / IP67

High Beam / 40W / 4200LM

Low Beam / 20W / 2800LM

Amber / White DRL

10-30V DC

PMMA LENS

CCT: 6000K



SQUARE HEADLIGHT



JG-T001-DE



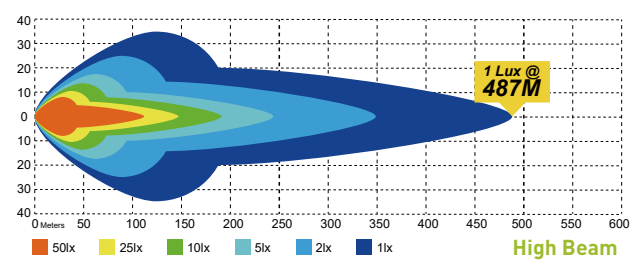
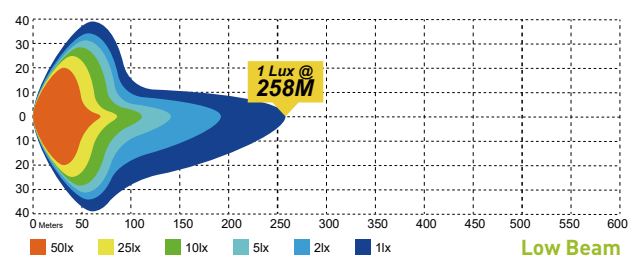
4x6" / IP68 / 60000H	
LED Power	High beam / 54W / 5400lm Low beam / 30W / 3000lm
Angel Eyes	White DRL + Amber Turning Backlight
Operating Voltage	9-32V DC
Housing Material	Die-cast aluminum alloy
Lens Material	PMMA+ABS
Color Temperature	6500K



DOT E9 CE ROHS



Low Beam: "Z" Cut Lines High Beam: High Brightness



JG-T001-ZQ



4×6" / IP68 / 50000H / 9-32V DC

High Beam / 48W / 4500LM

Low Beam / 30W / 2800LM

Amber / White DRL

PMMA+ABS Lens

CCT: 6000-6500K



JG-T004-YY



5×7" / IP67 / 50000H / 10-30V DC

High Beam / 60W / 5400LM

Low Beam / 45W / 3600LM

Amber / White DRL

PMMA Lens

CCT: 6000K



JG-1002-ZQ



4×6" / IP67 / 50000H / 10-30V DC

High Beam / 50W / 5000LM

Low Beam / 20W / 2000LM

Amber DRL

PMMA Lens

CCT: 6000-6500K



JG-T002-ZQ



5×7" / IP67 / 50000H / 10-30V DC

High Beam / 60W / 5400LM

Low Beam / 45W / 3600LM

Amber / White DRL

PC Lens

CCT: 6000K



JG-1002N



4×6" / IP68 / 30000H


45W / 3060LM

White / Red / Blue / Amber DRL

9-32V DC

PMMA Lens

CCT: 6500K



JG-T002-Y



5×7" / CREE LED / IP67 / 30000H

High beam / 55W / 5225lm

Low beam / 35W / 3800lm

Amber / White DRL

10-30V DC

CCT: 6000K



HIGH POWER LED BULBS

JG-Q12




Feature: High Power | 4 Copper Tube Cooling

Voltage	DC 12-24V
Theoretical Power	360W
Luminous Flux	22000LM
Light Source	CREE 4575*12
CCT	6500K
Light Color	White
CANBUS	Non-polarity External Driver
Heat Dissipation Method	Pure Aluminum Alloy+Quiet Cooling Fan
Model	H4/ 9007/ 9004; 9005/ 9006/ H11/ H1/ H7/ 9012



4 Copper Tubes



Quiet Cooling Fan




High Power Clear Tangent

JG-Q10




Feature: High Power | 3 Copper Tube Cooling

Voltage	DC 12-24V
Theoretical Power	300W
Luminous Flux	20000LM
Light Source	CREE 4575*6
CCT	6500K
Light Color	White
CANBUS	Non-polarity External Driver
Heat Dissipation Method	Pure Aluminum Alloy+Quiet Cooling Fan
Model	H4/ 9007/ 9004; 9005/ 9006/ H11/ H1/ H7/ 9012



3 Copper Tubes+Cooling Fan



High Power



High brightness

HIGH POWER LED BULBS

JG-Q7



Feature: High Power | 3 Copper Tube Cooling

Voltage	DC 12-24V
Theoretical Power	170W
Luminous Flux	18000LM
Light Source	CREE 3570
CCT	6500K
Light Color	White
CANBUS	Non-polarity External Driver
Heat Dissipation Method	Pure Aluminum Alloy+Quiet Cooling Fan
Model	H4/ 9007/ 9004; 9005/ 9006/ H11/ H1/ H7/ 9012



3 Copper Tubes



Clear Tangent



High Power

JG-V12



Feature: High Power | 2 Copper Tube Cooling

Voltage	DC 12-24V
Theoretical Power	300W
Luminous Flux	20000LM
Light Source	CREE 4575*12
CCT	6500K
Light Color	White
CANBUS	Non-polarity External Driver
Heat Dissipation Method	Pure Aluminum Alloy+Quiet Cooling Fan
Model	H4/ 9007/ 9004; 9005/ 9006/ H11/ H1/ H7/ 9012



2 Copper Tubes



Quiet Cooling Fan



High Power Clear Tangent

HIGH POWER LED BULBS

JG-A20-4



Feature: High Power

Voltage	DC 12-24V
Theoretical Power	260W
Luminous Flux	21370LM
Light Source	CREE
CCT	6500K
Light Color	White
CANBUS	Non-polarity External Driver
Heat Dissipation Method	Pure Aluminum Alloy+Quiet Cooling Fan
Model	H4/ 9007/ 9004/H13; H11/ H1/ 9005/ H7/ 9006/ 880/ 881/ H3



Four Copper Tubes



High Power




Clear Tangent

JG-A7W



Feature: High Power

Voltage	DC 12-24V
Theoretical Power	204W
Luminous Flux	16000LM
Light Source	CREE 6068
CCT	6500K
Light Color	White
CANBUS	Non-polarity External Driver
Heat Dissipation Method	Pure Aluminum Alloy+Quiet Cooling Fan
Model	H4 H11/ H1/ 9005/ H7/ 9006



Dual Copper Cooling



6068 Chips



Stable High Power

JG-R11-P



Feature: High Power

Voltage	DC 12-24V
Theoretical Power	150W
Luminous Flux	15000LM
Light Source	CREE 4545
CCT	6500K
Light Color	White
CANBUS	Non-polarity External Driver
Heat Dissipation Method	Pure Aluminum Alloy+Quiet Cooling Fan
Model	H4/ 9007/ 9004/H13; H11/ H1/ 9005/ H7/ 9006/ 880/ 881/ H3



3mm Copper Pipe



Wide Input Voltage



High Power

JG-A9



6068 Chips



Stable High Power

180W High Power

Voltage	DC 12-24V
Luminous Flux	15000LM
Light Source	CREE 6068
CCT	6500K
Light Color	White
CANBUS	Non-polarity External Driver
Heat Dissipation Method	Pure Aluminum Alloy+Quiet Cooling Fan
Model	H4/ 9007/ 9004/H13; H11/ H1/ 9005/ H7/ 9006/ 880/ 881/ H3

JG-A15S



High Power



Wide Input Voltage

80W High Power / 3mm Copper Pipe


Voltage	DC 12-24V
Luminous Flux	15000LM
Light Source	CREE 3570
CCT	6500K
Light Color	White
CANBUS	Non-polarity External Driver
Heat Dissipation Method	Pure Aluminum Alloy+Quiet Cooling Fan
Model	H4/ 9007/ 9004/H13; H11/ H1/ 9005/ H7/ 9006/ 880/ 881/ H3

JG-Y16




Feature: High Power | 2 Copper Tube Cooling

Voltage	DC 12-24V
Theoretical Power	150W
Luminous Flux	33000LM (pair start)
Light Source	CREE 4575*6
CCT	6500K
Light Color	White
CANBUS	Non-polarity External Driver
Heat Dissipation Method	Pure Aluminum Alloy+Quiet Cooling Fan
Model	H4



High Power



Quiet Cooling Fan



External Canbus



Projector Lens With Perfect Cut-off Line Design, No Blinding




JG-Y12



Feature: MINI HD LENS

Voltage	DC 12-24V
Theoretical Power	40W
Luminous Flux	8000LM
Light Source	CREE
CCT	6000K
Light Color	White
CANBUS	Non-polarity External Driver
Model	H4/ H7/ H11/ 9005/ 9006
Heat Dissipation Method	Pure Aluminum Alloy+Quiet Cooling Fan



19mm Diameter




Multi-plug Optional

JG-Y1-D



Feature: Clear Cutting Line

Voltage	DC 9-32V
Theoretical Power	40W
Luminous Flux	6000LM
Light Source	CREE
CCT	6500K
Light Color	White
CANBUS	Non-polarity External Driver
Model	H4
Heat Dissipation Method	Pure Aluminum Alloy+Quiet Cooling Fan



19mm Diameter



Dual High Beam



Easy Install

JG-Y11



38W / 8000LM / H4

CREE

12-24V DC

CCT: 6000K

Non-polarity External Driver

Aluminum Alloy+Quiet Cooling Fan

HD LENS



JG-Y9-D



40W / 8000LM / H4

CREE

12-24V DC

CCT: 6500K

Non-polarity External Driver

Aluminum Alloy+Quiet Cooling Fan

Double HD LENS



JG-Y1



45W / 8000LM / H4

CREE

12-24V DC

CCT: 6000K

Non-polarity External Driver

Pure Aluminum Alloy

HD LENS



JG-Y6-B



36W / 6000LM / H4

CREE

12-24V DC

CCT: 6000K

Non-polarity External Driver

Aluminum Alloy+Quiet Cooling Fan

HD LENS



JG-Y7-S



45W / 12000LM / H4

CREE


12-24V DC

White / Warm White / Yellow

CCT: 6500K / 4300K / 3000K

Non-polarity External Driver

Pure aluminum alloy



JG-Y6-3S



36W / 6000LM / H4

CREE


12-24V DC

White / Warm White / Yellow

CCT: 6500K / 4300K / 3000K

Non-polarity External Driver

Pure aluminum alloy



JG-C12



Voltage	DC 12-24V
Theoretical Power	26W
Luminous Flux	8000LM
Light Source	1860 LEDs
CCT	6000K
Light Color	White
Heat Dissipation Method	Pure Aluminum Alloy+Quiet Cooling Fan
Model	H4/ 9005/ 9006/ H1/ H7/ H11/ 9012/ H3

JG-K1



30W / 8000LM / 10-30V DC

Light Source	CREE
CCT	6000K / 4300K / 3000K
Light Color	White / Green / Yellow
Heat Dissipation Method	Turbine Head Sink
Model	H4/9007/9004/H13/H7/ 9005/9006 /H10/9012/H8/H11/H1/880/881

JG-K5



36W / 10000LM / 10-30V DC

Light Source	CSP
CCT	6500K
Light Color	White
Heat Dissipation Method	Pure aluminum alloy + Quiet cooling fan
Model	H4/ 9007/ 9004/H13; H7/ 9005/ 9006/ H8/ H11/ H1/ 880/ 881

JG-E4



Voltage	DC 12-24V
Theoretical Power	20W
Luminous Flux	6000LM
Light Source	CREE 7350
CCT	6500K
Light Color	White
Heat Dissipation Method	Turbine Head Sink
Model	H7/ H18

JG-C10



30W / 10000LM / 10-30V DC

Light Source	CREE
CCT	6500K
Light Color	White
CANBUS	Non-polarity External Driver
Heat Dissipation Method	Pure Aluminum Alloy+Quiet Cooling Fan
Model	H4/ 9007/ 9004/H13/H7/ 9005/ 9006 / H10/ 9012/ H8/ H11/ H1/ 880/ 881

JG-V20



Feature: High Power CANBUS

Voltage	DC 10-30V
Power	45W
Luminous Flux	10000LM
Light Source	CREE
CCT	6000K 4300K 3000K
Light Color	Triple Color: white Warm White Yellow
CANBUS	Non-polarity External Driver
Model	H4/ 9007/ 9004/ H13/ H7/ 9005/ 9006 H10/ 9012/ H8/ H11/ H1/ 880/ 881



Tir-color

4300K



6000K




3000K

JG-F2-D-SS



Feature: High Power CANBUS

Voltage	DC 10-30V
Power	36W
Luminous Flux	8000LM
CCT	6500K 3000K
Light Color	DualColor:White Yellow
CANBUS	Non-polarity External Driver
Heat Dissipation Method	Pure Aluminum Alloy + Quiet Cooling Fan
Model	H4/ 9007/ 9004/H13/ H7/ 9005/ 9006/ H10/ 9012/ H8/ H11/ H16(JP)/ H16(EU) / H1/ 880/ 881



Multi-color Appearance Design



Multi-color Appearance Design



Multi-color Appearance Design

JG-N4



Voltage	DC 9V-30V
Theoretical Power	36W
Luminous Flux	8000LM
Light Source	Sanan 3570
CCT	360°
Light Color	White
CANBUS	Non-polarity External Driver
Model	H4/H7/H11/9005/9006/9012
Heat Dissipation Method	Pure Aluminum Alloy + Quiet Cooling Fan

JG-N4Z



Voltage	DC 9V-30V
Theoretical Power	36W
Luminous Flux	6000LM
Light Source	Sanan 3570
CCT	360°
Light Color	White
CANBUS	Non-polarity External Driver
Model	H4/H7/H11/9005/9006/9012
Heat Dissipation Method	Pure Aluminum Alloy

JG-N6



Voltage	DC 9V-30V
Theoretical Power	40W
Luminous Flux	10000LM
Light Source	CSP
CCT	360°
Light Color	White
CANBUS	Non-polarity External Driver
Model	H4/H7/H11/9005/9006/9012
Heat Dissipation Method	Pure Aluminum Alloy+Quiet Cooling Fan

JG-N8



Voltage	DC 12-24V
Theoretical Power	40W
Luminous Flux	12000LM
Light Source	CREE
CCT	6500K
Light Color	White
CANBUS	Non-polarity External Driver
Model	H1/H7/H11/9005/9006/9012
Heat Dissipation Method	Pure Aluminum Alloy

XZ-PT-16-1-2-MY //



VOLTAGE:12V
LENGTH:2.5M

XZ-PT-16-1-1-MY / XZ-PT-16-1-2-MY Option



XZ-DT-16-1-2-MY //



VOLTAGE:12V
LENGTH:3M

XZ-DT-16-1-1-MY / XZ-DT-16-1-2-MY Option



XZ-DT-16-1-2-SD //



VOLTAGE:12V
LENGTH:3M

XZ-DT-16-1-1-SD / XZ-DT-16-1-2-SD Option



XZ-3KDT-16-1-2-MY //



VOLTAGE:12V
LENGTH:2.5M

XZ-3KDT-16-1-1-MY / XZ-3KDT-16-1-2-MY Option



XZ-PT-3X20-1-2-MY //



VOLTAGE:12V
LENGTH:3M
1 CONTAIN 2 lights



ACCESSORIES



For Universal / Ford / Bronco / RZR / Jeep / Dodger



TY-004



TY-005



TY-006



TY-007



TY-001



TY-013



TY-019



FT-001



FT-006



FT-007



LM-04



LM-13



LM-14



LM-18



LM-19



LM-32



RZR-001



RZR-003



RZR-009



RZR-010



JP-001



JP-002



JP-003



JP-004



JP-029



JP-048



MQ-004



MQ-009



MQ-010



MQ-013



DQ-006



DQ-009



DQ-012



YQ-003A



ZJ-PZ01