



■ Feature:

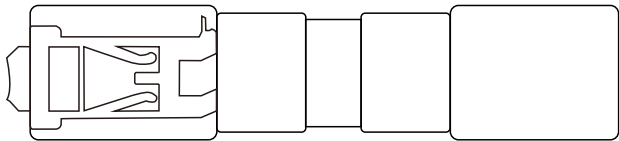
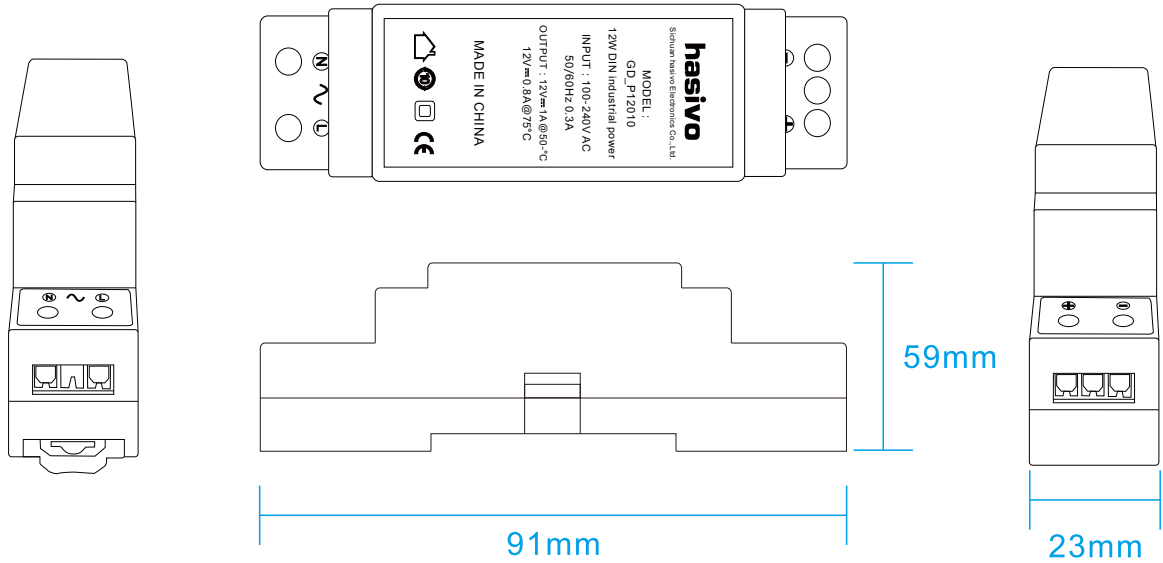
- ◆ Efficiency up to 88% and ultra-low standby power consumption
- ◆ 150% peak load capacity
- ◆ Built in short circuit/overload/overvoltage/over temperature protection
- ◆ Free air convection cooling
- ◆ Can be installed on DIN rail TS-35/7.5 or 15
- ◆ BS EN/EN61000-6-2 (BS EN/EN50082-2) Industrial Immunity Level
- ◆ 100% full load aging test

Product parameters

Model	GD_P12010	
Product	Industrial DIN Power	
Output	Voltage	DC 12V
	Rated Current	1A
	Current Range	0.1-1A
	Ripple	<100mVP-P
	Output Accuracy	±1.1%
	Voltage Regulation	±1%
	Load Regulation	±1%
	Power Rating	12W...MAX:13W
	Output Adjustment Range	Non-adjustable
	Setup-Rise-Hold Time	500ms...30ms/220VAC
Input	Voltage	100~240V AC
	Current	<1a(average current:0.1-0.2A)
	Current Range	47~63Hz
	Efficiency	84%-88%
	Inrush Starting Current	Cold start 0.3A/110VAC
	Leakage Current	<5mA/230VAC
Protection Features	Over-power Protection	>13W,Grid protection, direct fault elimination
	Over-voltage Protection	Input:>265V
	DC Short Protection	Interval hiccup on the power supply; and power supply recovers after short circuit removed
	Over-temperature Protection	Auto over-temperature protection,auto recovery when temperature drop to a safe range
Operation Environment	Operation Temperature/ Humidity	-35°C~+75°C; 10%~95 %RH
	Operation Temperature/ Humidity	-45°C~+90°C; 10%~95 %RH
	Seismic resistance	10~500Hz, 2G 10min/ 1 cycle, duration of 60 minutes, for each axis
Security& EMC Standard	Pressure resistance	3KVAC line to line lightning protection
	Safety standards	CE FCC
	Product /Packing Size (L*W*H)	91*59*23mm 100*65*30mm
	N.W/G.W (kg)	0.07/0.08Kg

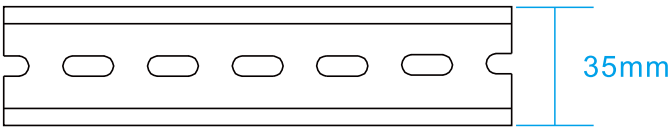
Notes	<p>1.All the parameters are tested under the condition of 220V AC input, rated load, temperature at 25°C and humidity at 70%.</p> <p>2.Accuracy: setting errors, voltage regulation and load regulation.</p> <p>3.Ripple test: Connect the power and the load device with 30cm twisted cable, and parallelly connect capacitor of 0.1uf and 47F on the load end, at last, get the result on 20M oscilloscope that connected to the load end.</p> <p>4.Voltage Regulation: get the result under the condition that at rated load, input voltage from low to high.</p> <p>5.Load Regulation: get the result from the load changes of 0%~100% on the tested output end.</p>
-------	--

■ Mechanical dimension diagram:



Definition of input terminal:

Pin	definition
N	AC/N
L	AC/L

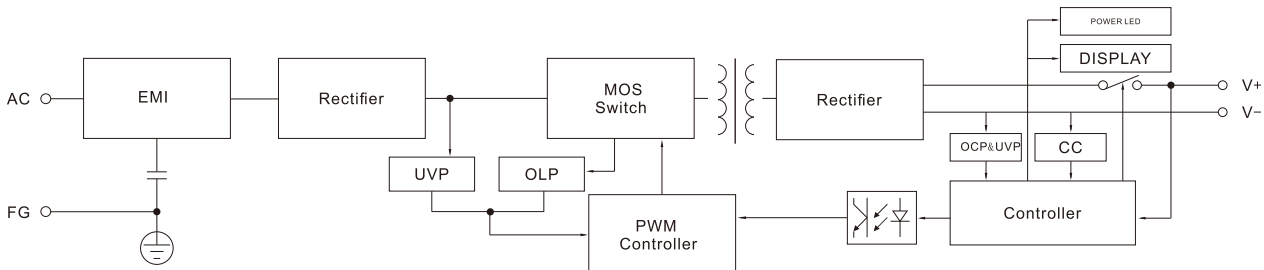


ADMISSIBLE DIN-RAIL: TS35/7.5 OR TS35/15

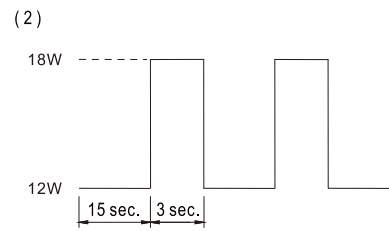
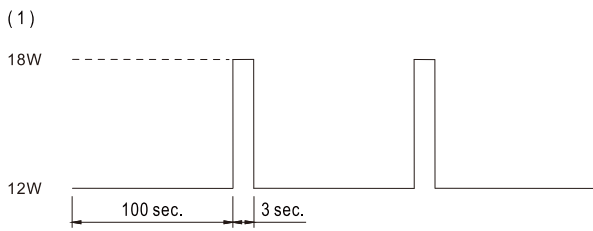
Output port definition:

Pin name	definition
V+	DC OUT+
V-	DC OUT-

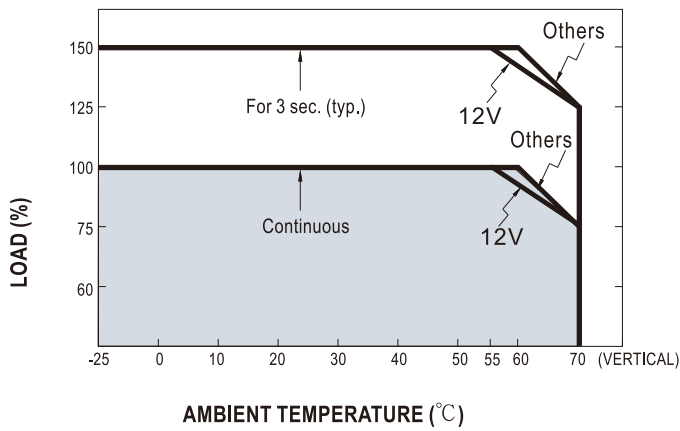
■ Bolck diagram:



Peak Loading



Derating Curve



Output derating VS input voltage

