

Manual for S500-5F

Fast Ethernet Switch

01 Product introduction


Product overview

hasivo independently developed S500-5F Fast ethernet switch with simple and convenient installation and maintenance means and rich business characteristics, which helps users to create security high performance network. The product can be widely used in the field of data exchange such as home network, multimedia classroom, security monitoring, wireless network and so on.

Port performance

- ◆ Provide 5*10/100M RJ45 ports which can realize line speed forwarding.
- ◆ Each port supports MDI/MDIX automatic flip and duplex / rate self negotiation.
- ◆ Support IEEE 802.3x full duplex flow control and backpressure half duplex flow control.

02 Spare parts list



Network Switch



DC adapter



User manual+Warranty Card

03 Product display

Front



Port

Back



DC power

Indicator

Indicator definition:

Indicator	Status	Description
Power indicator: PWR	Green light is always on	Power on normal
	Always off	No power
Network indicator: 1~5	Green light on	The corresponding port works at 10/100M speed
	Light is flashing	The corresponding port has data transmission


04 Installation&Points of attention

Checking before installation

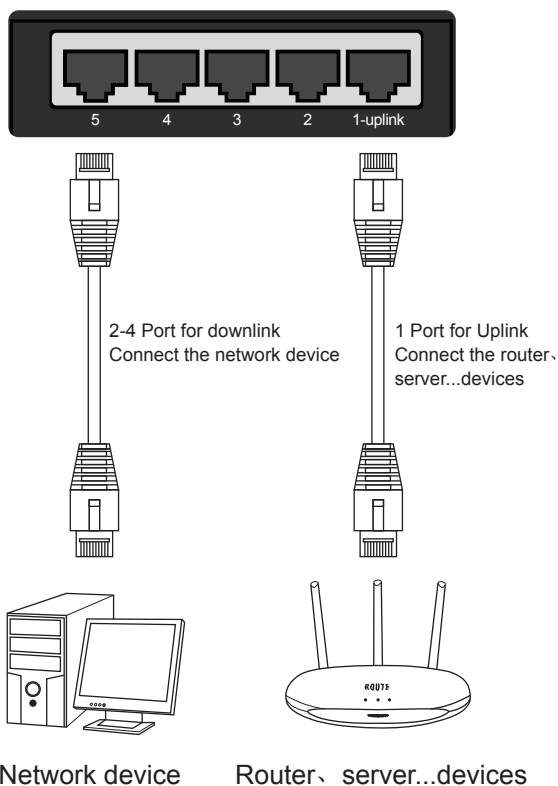
- 1.Check whether the accessories are complete. If there is any omission, please contact us.
- 2.Check whether the power supply voltage is consistent with the working voltage of the switch,so as to avoid the equipment burning out due to high voltage.
- 3.Ensure that the installation position of the switch has certain ventilation and heat dissipation conditions.
- 4.Please keep the power off during installation to avoid potential safety hazards.
- 5.Please install the switch on a stable plane to avoid falling and damage.

Install to desktop

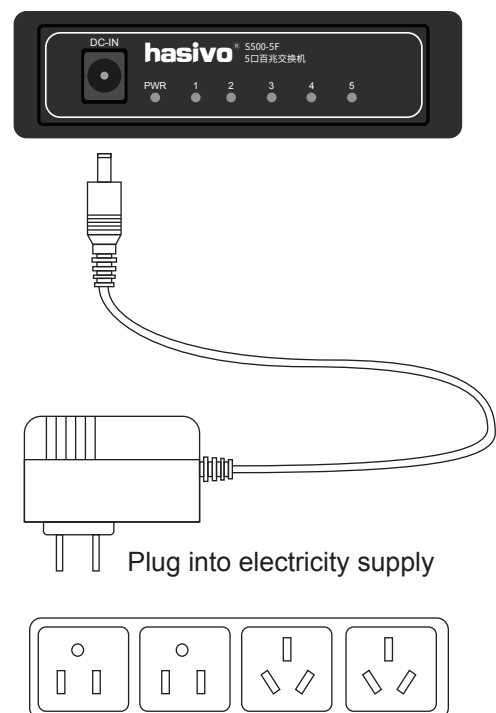
1. Place the switch on the horizontal desktop in the ventilation area.



- 2.Insert the data cable



- 3.Connected the power



Points of attention

- 1.Do not stack heavy objects on the switch to avoid danger.
- 2.In order to avoid the risk of electric shock, please do not open the machine box when the switch is working, even if it is not powered on, please contact us in case of any problem.
- 3.Before cleaning the switch, pull out the power plug of the switch. Do not wipe it with wet fabric or clean it with liquid.

4.If the power adapter is damaged, do not replace it with other power adapters. This switch should be equipped with original power adapter.

05 Common troubleshooting

- ⚠ *The PWR indicator is not on after the power is connected → Check whether the power adapter and plug are connected correctly, whether the power cord is damaged, and whether the power adapter is damaged.*
 - ⚠ *Switch cannot communicate after power up → Check whether the switch indicator is on. If the indicator is off, the network cable is not connected. If the indicator is on, the communication fault is indicated.*
 - ⚠ *Switch network speed suddenly become very slow → Take off the plug and restart the switch.*
- [If the above problems or other switch problems can not be solved, please contact us for technical support]*

06 Product parameter

Model	S500-5F
Product	5 Ports Fast Ethernet Switch
Fixed Port	5*10/100M Base-TX RJ45 (Data)
Network Protocol	IEEE 802.3 IEEE 802.3i 10BASE-T IEEE 802.3u 100BASE-TX
Port Specification	10/100BaseT (X) Auto
Transmission Mode	Store and Forward (full wirespeed)
Bandwidth	1Gbps
Packet Forwarding	0.72Mpps
MAC Address	1K
Buffer	768K
Transmission Distance	10BASE-T : Cat3,4,5 UTP(≤250 meter) 100BASE-TX : Cat5 or later UTP(150 meter)
Watt	≤3W
LED Indicator	PWR:Power LED 1-5:(Link LED=10/100M Link)
Power	External Power DC: 12V 0.5A
Operating Temperature/Humidity	-10~+55°C; 5%~90% RH Non coagulation
Storage Temperature/Humidity	-40~+75°C; 5%~95% RH Non coagulation
Product size/Packing size (L*W*H)	88mm*83mm*25mm 105mm*105mm*63mm
N.W/G.W (kg)	0.2kg/0.3kg
Installation	Desktop
Lightning protection level	3KV 8/20us; IP30
Certificate	CE mark, commercial; CE/LVD EN60950; FCC Part 15 Class B; RoHS;
Warranty	Whole device for 1 year(Accessories not included)

PS: We will try our best to check the errors in the printing and pictures, but hasivo will not be responsible for any possible omissions. The appearance, specifications, parameters, prices and supply conditions of the products listed on this page are subject to change without notice.



Sichuan hasivo electronics CO.,LTD.

Address: NO.9 Anping street, New District, Economic Development Zone, Meishan City,Sichuan Province,China.

Post code: 620010

Offical website: <http://www.hasivo.com>

©2013-2022 Sichuan hasivo electronics CO.,LTD. All rights reserved

After-sale service: 028-38288776

Technical service: 028-38119776