

Industrial

Ethernet PoE Switch

➤ user's manual

G500P-2G-2ST



hasivo sichuan

Product Introduction

The industrial grade switch series has industrial grade performance characteristics and can withstand harsh working environments. The product series is rich, and the port configuration is flexible, which can meet the needs of various industrial fields. Satisfying the complex and high-density, intelligent management of complex environments in factories, mines, industrial automation, transportation, infrastructure, ports, and farms, it can be widely applied to various networks.

Product characteristics

- ◆ Lightning protection up to 6KV
- ◆ ESD static protection up to 8KV
- ◆ Support industrial grade working temperature: -40°C~80 °C
- ◆ Support industrial grade working humidity: 10%~90% RH without condensation
- ◆ Unique and advanced PoE watchdog function

Product display and description

G500P-2G-2ST, 2*10/100/1000M PoE+2*100/1000/2500/10000M SFP

Front

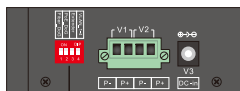


Network

SFP port

Indicator

Side



Function Switch

Group 3 DC input

Group 2 DC+

Group 2 DC-

Group 1 DC+

Group 1 DC-

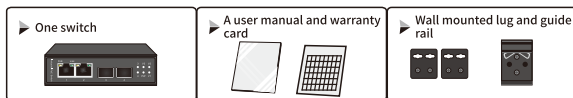
Indicator definition

Front indicator	state	Description
Power indicator:PWR	on	Power on
	off	Power off
Main power indicator: V1	on	Main power on
	off	Main power off
Slave power indicator: V2	on	Slave power on
	off	Slave power off
DC power indicator: V3	on	DC power on
	off	DC power off
Network indicator:1-2	green on	The corresponding port works at 10/100M speed
	orange on	The corresponding port works at 1000M speed
SFP port indicator:3-4	on	SFP on
	off	SFP off

Function switch definition

1	Optical watchdog function, restart the port after data crash when enabled
2	PoE watchdog function
3	Ultra far mode switch, port 10M mode
4	Open ports 1-2 to prohibit communication, and only communicate with the uplink port

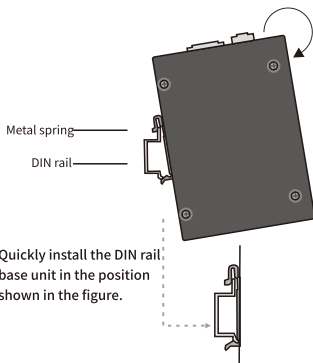
Product supporting list



DIN rail and wall mounting

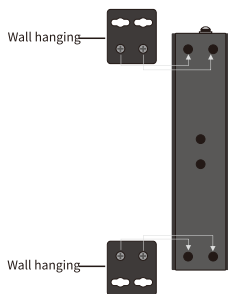
DIN rail mounting

① Insert the top of the DIN rail into the notch under the rigid metal spring.



Wall mounted installation

① Install the wall mounted panel on the switch



② Fix the switch vertically to the wall with screws



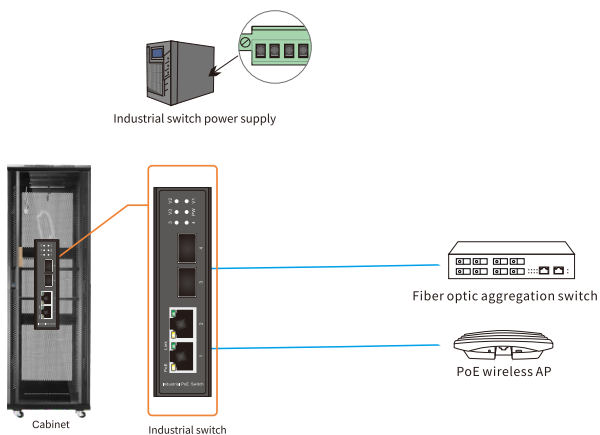
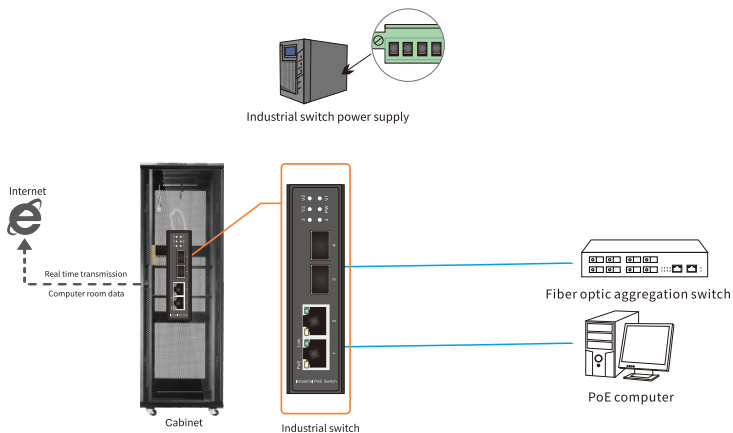
Matters needing attention

1. Please read the instructions carefully before using the machine. Improper operation may cause damage to machine components.
2. Do not use in places near the fire source.
3. Do not put the product into water or wet the built-in machine components.
4. Do not short circuit the positive and negative poles of the battery interface with metal conductors.
5. Do not disassemble or unwrap the internal parts of the product. If there is damage, the manufacturer does not implement the insurance provisions.

Application

1. Computer room application

Not only the switch, but also a good assistant in computer room management



Product parameters

model	G500P-2G-2ST
port	2*10/100/1000M RJ45 PoE 2*100/1000/2500/10000M SFP
PoE Ports	1 port supports IEEE802.3af/at/poe++/bt, with a maximum power of 90W 2 port support for IEEE802.3af/at, up to 30W/port
PoE Pin	af/at: 12+ 36- af/at/poe++/bt: 12+ 45+ 36- 78-
PoE Dog function	support
backplane bandwidth	20Gbps
Packet forwarding rate	32.74Mpps
MAC	2K
Packet forwarding cache	2.5M
Twisted pair transmission	10 Mbps: Cat3,4,5 UTP (= 250 meters) 100 Mbps: Cat5 or later UTP (150 meters) 1000 Mbps: Cat6 or later UTP (150 meters) SFP: Supports 1000M single mode multimode optical modules, with a maximum distance of = 120km (depending on the optical module)
LED indicator	PW: Power indicator light (green)PoE port: Orange PoE indicator light, green network connection indicator light 3-4: Fiber optic connection indicator light (green) V1: Main power indicator light (green) V2: From the power indicator light (green) V3: DC power indicator light (green)
Power	3 sets of independent power inputs SW: DC 12-57V
Degree of protection	6KV 8/20us; IP30
Operating temperature / humidity	-40~+80°C;10%~90% RH No condensation
Storage temperature / humidity	-40~+85°C;5%~95% RHR No condensation
Product / package size(L*W*H)	100mm*86mm*30mm 200mm*130mm*40mm
Net weight / Gross weight (kg)	0.4kg/0.5kg
Installation method	DIN rail type (wall mounted lugs are also included)
Authentication	3C; CE-EMC EN55032; CE-LVD EN62368; FCC Part 15 Class B; RoHS;
Warranty period	Complete machine 1 year (excluding accessories)

Matters needing attention

To avoid equipment damage and personal injury caused by improper use, please follow the following precautions:

- During installation, keep the power off, wear anti-static wrist, and ensure that the anti-static wrist is in good contact with the skin to avoid potential damage. Potential safety hazards in;
- The switch can work normally only under the correct power supply. Please confirm that the power supply voltage is consistent with the voltage marked by the switch;
- Before the switch is powered on, please make sure that the power circuit will not be overloaded, so as not to affect the normal operation of the switch or even cause unnecessary damage;
- In order to avoid the risk of electric shock, do not open the shell when the switch is working, and do not open it by yourself even when it is not charged;
- Before cleaning the switch, pull out the power plug of the switch. Do not wipe it with wet fabric or clean it with liquid;
- The equipment installed in the rack is generally from bottom to top to avoid overload installation;
- Avoid placing other heavy objects on the surface of the switch to avoid accidents.

PS: We will try our best to check the errors in the printing and pictures, but hasivo will not be responsible for any possible omissions. The appearance, specifications, parameters, prices and supply conditions of the products listed on this page are subject to change without notice.

Sichuan Hasivo Video Electronics Co. Ltd.

Address: No. 9, Anping Street, Dongpo new District, Meishan, 620010, Sichuan, China

Zip Code: 620010 [Http://www.hasivo.com](http://www.hasivo.com)

©2013-2022 Sichuan hasivo Video Electronics Co., Ltd. all rights reserved title

Sales Service : 028-38288776

Technical Service : 028-38180800