

Industrial

8+4 Managed Switch

➤ **User Manual**

Industrial 8GE+4SFP
Industrial 8GE PoE+4SFP

Overview

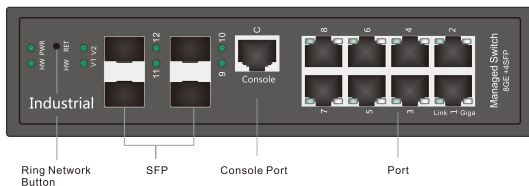
Industrial managed PoE switch series feature the performance on an industrial level, which can withstand severe working environment. With rich series and flexible port configuration, the switches are suitable for using requirements in various industrial field. Owing an unique and special industry management interface, the switches provide a comprehensive security system, perfect ring network application, QOS strategy and rich VLAN function. It is convenient to manage and maintain which is satisfied in complex environment with high density such as in factories, mines, industry automation, transportation, infrastructure, port and farmlands. High-power PoE power supply and intelligent management function are applied in various network.

Features

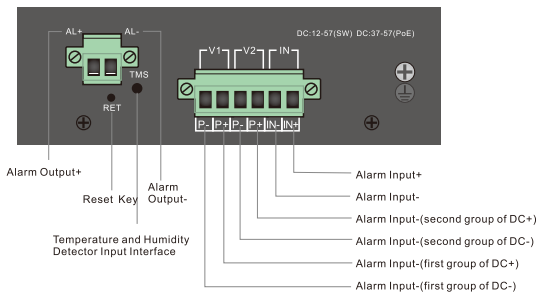
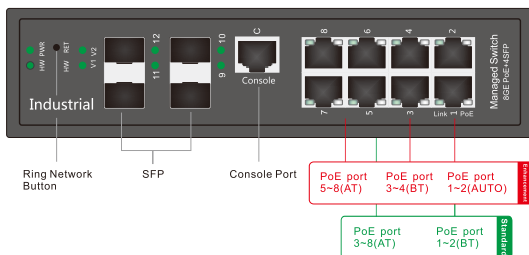
- ◆ Unique industrial management interface, achieving high-efficiency network management.
- ◆ Lightning protection: up to 6KV.
- ◆ ESD Static protection: up to 8KV.
- ◆ Support industrial operation temperature: -40°C~80°C;
- ◆ Industrial operation humidity: 10%~90% RH non coagulation.
- ◆ 24V/48V auto power supply matching(only for PoE model).
- ◆ BT power supply up to 90W(only for PoE model).
- ◆ Wide voltage input: 12-57V(SW)/ 37-57V(PoE).
- ◆ Unique ring network formation with one button to achieve quick application.
- ◆ Unique advanced PoEdog function(only for PoE model).

Display & Description

Industrial 8GE+4SFP, 8*10/100/1000M RJ45+4*1000M SFP



Industrial 8GE PoE+4SFP, 8*10/100/1000M PoE port+4*1000M SFP



Indicator

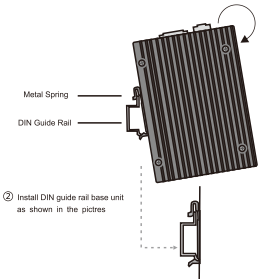
Indicator(Front)				Status	Description		
PWR:Power/system LED				Always ON	System in loading(<30S)/System crashed(>30S)		
				Always OFF	Power unconnected		
				Flicker for 1S	System in normal operation		
Port Indicator Industrial 8GE +4SFP	Giga-Orange		Always ON	Corresponding ports operate at 1000M mode			
			Always OFF	Corresponding ports operate at 100M mode or not communicated			
	Link-Green		Always ON	Corresponding ports operate at 100M mode			
			Always OFF	Network signal not communicated			
Only for Enhancement PoE Model	PoE Port Indicator (Port 1~2) Industrial 8GE PoE+4SFP	PoE	Orange	Always ON	24V communication device connected		
				Always OFF	24V communication device not connected		
			Green	Always ON	48V communication device connected		
				Always OFF	48V communication device not connected		
		Link-Green		Always ON	Network signal communicated		
				Always OFF	Network signal not communicated		
	PoE Port Indicator (Port 3~8) Industrial 8GE PoE+4SFP	PoE-Orange		Always ON	Powered device connected and power supply normal		
				Always OFF	No powered device connected or no power supply		
		Link-Green		Always ON	Network signal communicated		
				Always OFF	Network signal not communicated		
		PoE Port Indicator (Port 1~8) Industrial 8GE PoE+4SFP	PoE-Orange		Always ON	Powered device connected and power supply normal	
					Always OFF	No powered device connected or no power supply	
	Link-Green		Always ON	Network signal communicated			
			Always OFF	Network signal not communicated			

Function Indicator(Front)	Status	Description	Function Indicator(Front)	Status	Description
HW: Ring network LED	Always ON	Ring network formed	9~12:SFP LED	Always ON	SFP connected
	Always OFF	Ring network not formed		Always OFF	SFP not connected or abnormal
	Always ON	Master power is normal and in power supply	V2: Slave power LED	Always ON	Slave power is normal and in power supply
V1: Master power LED	Always OFF	No master power input		Always OFF	No slave power input
	Flicker for 1/4s	Power and voltage abnormal		Flicker for 1/4s	Power and voltage abnormal
	Flicker for 1s	Power and voltage normal(in reserve)		Flicker for 1s	Power and voltage normal(in reserve)

Installation

DIN Guide Rail

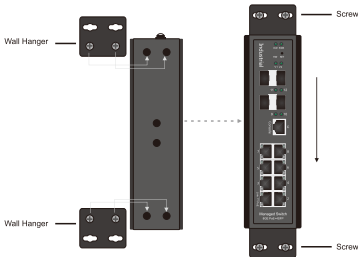
① Insert the top of DIN guide rail into the groove at the bottom of rigid metallic spring.



② Install DIN guide rail base unit as shown in the picture

Wall-mounting

① Install the wall hangers onto the switch. ② Secure the switch length onto the wall by using screws.



Attentions

1. Please read the user manual detailed before using the switch, or improper operation can cause damage to machine components.
2. Do not use it in the place near fire source.
3. Do not throw it into the water neither do not wet the inner machine components.
4. Do not short circuit the positive and negative poles of the battery with metal conductor.
5. Do not dismantle or disassemble inner components, or factory will not underwrite the warranty stipulation.

Product List

➤ 1*Switch

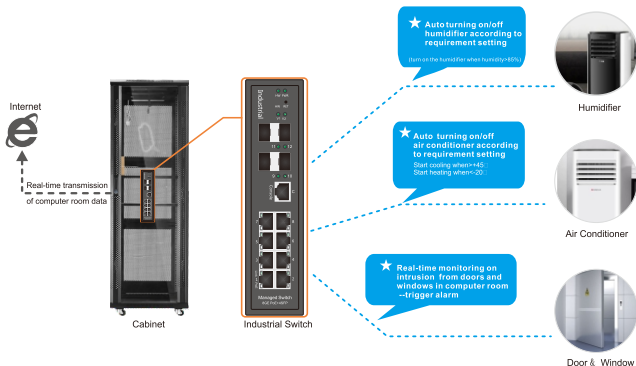
➤ 1*User Manual+Warranty Card

➤ Wall hangers +guide rail

Application

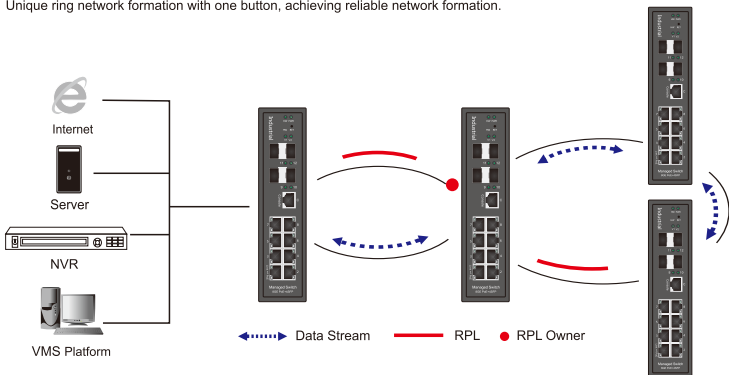
1.Application in Intelligent Computer Room

Not only as a switch, but also a good assistance for computer room management.



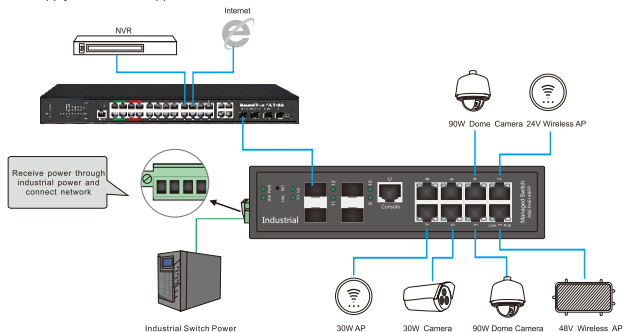
2.Ring Network Application on Video Surveillance System

Unique ring network formation with one button, achieving reliable network formation.



3.Power Supply Application of Compatible 24V/48V PoE and High Power

90W power supply maximum supported.



Hardware Parameter

Model	Industrial 8GE+4SFP		Industrial 8GE PoE+4SFP	
Product	Industrial 8+4 Managed Switch			
Console Port	1			
Reset Key	1			
Downlink Port	8*10/100/1000Base-TX RJ45 port (Data)		8*10/100/1000M Port 1-2 support 24V/48V PoE(Single port power MAX30W) Port 3-4 support BT PoE (Single port powe MAX90W) Port 5-8 support AT PoE	
Uplink Port	4*10/100/1000M SFP			
Function Interface (only for enhancement model)	1: 1 switch for quick formation of ring network. 2: 2 group of independent power input, having under- and over-voltage protection. 3: 1 group of wide voltage alarm input at a range of DC5-57V. 4: 1 group of alarm output and relay output, can define various custom condition trigger. 5: 1 group of environmental temperature and humidity detection, can make real-time monitoring of the environment. 6: Real-time system of crucial voltage monitoring and alarm output function 7: Real-time system temperature,environment temperature,humidity and alarm output function. 8: Real-time detection and display of input voltage,current,power. 9: Multiple custom port control and intelligent management.			
Network protocol	IEEE 802.3x IEEE 802.3, IEEE 802.3u, IEEE 802.3ab, IEEE 802.3z IEEE 802.3ad IEEE 802.3q, IEEE 802.3q/p IEEE 802.1w, IEEE 802.1d , IEEE 802.1S IEEE 802.3z 1000BASE-X STP(Spanning Tree Protocol) RSTP/MSTP(Rapid Spanning Tree Protocol) EPPS ring network protocol EAPS ring network protocol		IEEE 802.3x IEEE 802.3, IEEE 802.3u, IEEE 802.3ab, IEEE 802.3z IEEE 802.3ad IEEE 802.3q, IEEE 802.3q/p IEEE 802.1w, IEEE 802.1d, IEEE 802.1S IEEE 802.3z 1000BASE-X STP(Spanning Tree Protocol) RSTP/MSTP(Rapid Spanning Tree Protocol) EPPS ring network protocol EAPS ring network protocol hasivo 802.3AF/AT/HIPOE/BT hasivo AUTO 24V/48V PSE	
Environment Detection	1 group of input detection of environment temperature and humidity			
Port Specification	1-8 port 10/100/1000BaseT(X)auto detection, AUTO-MDI/MDI-X			
Transmission Mode	Store and Forward(full wirespeed)			
Bandwidth	128Gbps			
Packet Forwarding	40.32Mpps			
MAC	8K			
Buffer	4.1M			
Transmission Distance	10BASE-T : Cat3,4,5 UTP(≤250 meter) 100BASE-TX : Cat5 or later UTP(≤100 meter) 1000BASE-TX : Cat6 or later UTP(≤1000 meter) 1000BASE-SX: 62.5 μ m/50 μ m MMF(2m~550m) 1000BASE-LX: 62.5 μ m/50 μ m MM(2m~550m) or 10 μ m SMF(2m~5000m) BIDI supported			
FLASH	16M			
RAM	128M			
Watt	Standby power consumptions≤15W Full load power consumptions≤25W		Standby power consumption≤15W Network full load power consumptions≤25W Full load power consumptions≤360W	
LED Indicator	9-12:(SFP LED) Port 1-8(Green=100M; Orange+Green=1000M) PWR: Power/system LED V1: Master power LED V2: Slave power LED HW: Ring network ON LED		9-12:(SFP LED) PoE Port 1-2:(Green=48V; Orange=24V); Link port(Green=100M; Orange=1000M) Port 3-8(Green=100M; Orange=1000M) PWR:(Power/system LED) V1: (Master power LED) V2: (Slave power LED) HW:(Ring network ON LED)	
Power Input	2 group of independent power input SW: DC 12-57V		2 group of independent power input SW: DC 12-57V ; PoE: DC 37-57V	
Operating Temperature /Humidity	-40 ~ +80°C; 10% ~ 90% RH No coagulation			
Storage Temperature /Humidity	-40 ~ +85°C; 5% ~ 95% RH No coagulation			
Lightning Protection Level	6KV 8/20us, 8KV ESD; IP40			
Product Size(L*W*H)	188mm*130mm*50mm			
N.W(kg)	1.25kg		1.3kg	
Installation	DIN guide rail(additional wall hangers accessoried)			
Certificate	3C; CE mark, commercial; CE/LVD En60950; FCC Part 15 Class B; RoHS;			
Warranty	Whole device for 1 year(Accessories not included)			

Software Parameter

Model	Industrial 8GE+4SFP	Industrial 8GE PoE+4SFP
Monitoring Platform	Quick formation of ring network with one button System temperature monitoring and alarm External temperature and humidity monitoring and alarm Input power monitoring and alarm System each channel key voltage monitoring and alarm System total current, total power monitoring and alarm All-Port network monitoring and alarm Support one group input and output signal monitoring and alarm	
Network Protocol	IEEE 802.3x IEEE 802.3, IEEE 802.3u, IEEE 802.3ab, IEEE 802.3z IEEE 802.3ad IEEE 802.3q, IEEE 802.3q/p IEEE 802.1w, IEEE 802.1d, IEEE 802.1S, IEEE 802.1X	
MAC	Support 16K MAC address, auto aging and learning	
VLAN Configuration	Support port-based VLAN Up to 4096 VLANs Support Voice VLAN, can configure Qos for voice data 802.1Q VLAN	
Spanning Tree	STP(Spanning tree protocol); RSTP/MSTP(Rapid spanning tree protocol) EPPS/EAPS(Ring network protocol); 802.1x	
Port Aggregation	Support 8 groups of aggregation, each group support up to 8 ports;	
Port Mirroring	Support many-to-one port mirroring	
Loop Guard	Support loop protection, real-time detection, quick alarm, concise location, Intelligent blocking, automatic recovery	
Port Isolation	Support downlink ports isolate from each other and communicate with uplink port as well	
Flow Control	Half duplex based on Back pressure; Full duplex based on PAUSE frame	
Speed Limitation	Bandwidth management based on port input and output	
Multicast Control	IGMPv1/2/3 and MLDv1/2 Snooping GMRP protocol registration Multicast address management, multicast VLAN, multicast routing port, static multicast address	
DHCP	DHCP Snooping	
Storm Suppression	Support unknown unicast, multicast, unknown multicast, broadcast type storm suppression Storm suppression based on bandwidth adjustment and storm filtering	
Security	Support User port+IP address+MAC address; ACL based on IP, MAC; Support security properties of number of MAC address based on port	
QOS	802.1p port queue priority algorithm; Cos/Tos, QOS remark WRR(Weighted Round Robin), weighted priority rotation algorithm; WRR□ SP□ WFQ priority scheduling modes	
Cable Sequence	Auto-MDIX; auto detection on straight-through and cross-over cable	
Negotiation Mode	Port support auto negotiation function(self-negotiation transmission rate and duplex mode)	
System maintenance	Upgrade package upload; System log viewing; WEB recovery factory configuration	
PoE Function (only for PoE models)	Port switch Schedule arrangement, timing switch Voltage, current, power display System total power display and configuration PoEdog: support auto reset, timing reset and ip binding reset when device failed Port power configuration(AF, AT HiPoE, BT) Indication of over power Port PoE type configuration(48V/24V power supplying)	
Network Management	WEB interface management; CLI management based on Telnet, TFTP, Console; SNMP V1/V2/V3 management RMON V1/V2 management; RMON management	

The followings are main functions not included in all the functions. Please contact with us for more other information.
 We support software development for customization requirement.