




















COPPER FITTINGS














Lineup

- | | | | |
|--|---|---|--|
| 
Straight Coupling
1/4" - 4-1/8" | 
Tube End Cap
1/4" - 4-1/8" | 
90° Elbow
1/4" - 4-1/8" | 
45° Elbow
1/4" - 4-1/8" |
| 
90° Street Elbow
1/4" - 4-1/8" | 
Equal Tee
1/4" - 4-1/8" | 
Reducing Coupling
1/2"×3/8" - 4-1/8"×3-1/8" | 
Reducing 90° Elbow
7/8"×5/8" - 1 3/8"×1-1/8" |
| 
Full Cross Over
5/8" - 1-1/8" | 
Long Radius Elbow
3/8" - 4 1/8" | 
Fitting Reducer
1/2"×3/8" - 2-5/8"×2-1/8" | 
Special Tee
3/8" - 2-1/8" |
| 
Return Bend
3/8" - 2-1/8" | 
Storage Oil Elbow
1/2" - 2-1/8" | 
Cross For Gedbrass
5/8" - 2-1/8" | 
Fold-out Shoe
1/2" - 2 1/8" |
| 
Reducing Tee-one End
7/8"×5/8"×7/8" - 2-1/8"×1-5/8"×2-1/8" | 
Reducing Tee Both End
5/8"×5/8"×7/8" - 2-5/8"×2-5/8"×3" | 
Reducing Tee-branch
3/8"×1/4" - 4-1/8"×3-1/8" | |



BRASS FITTINGS

Lineup

- | | | |
|---|--|---|
| 
Nut (British Standard)
1/4" - 7/8" | 
Half Unions
1/4" - 3/4" | 
Male Connector
3/4" |
| 
Flare Unions
1/4" - 3/4" | 
Brass Distribute Connector
3/8" - 1-3/4"×1-3/8"×1-3/8" | 
Female Connector
3/4" |
| 
Check Valve
1/4" | 
Air-conditioner Valve
1/4" - 7/8" | 
Special Tee
1/4" - 3/4" |
| 
Red Distribute Connector
5/8"×3/8"×3/8"×3/8" - 7/8"×3/8"×3/8"×3/8" | 
Red Distribute Connector
3/8" - 2-1/8"×1-3/4"×1-3/4" | 
Capillary
Φ3×0.5×1500 - Φ3×0.5×1000 |
| 
Liquid Distributor
5/8"×1/4"×8hole - 1-1/8"×1/4"×24hole
It can customize according to customer's | | |

• Comply with ASME B16.22/ASTM B280