



Telecom/Power Backup Battery

6FM150FR (12V150Ah)

LONGWAY Telecom power backup battery series adopts front terminal design, which has the advantages of faster installation, saving floor space, long floating service design life, high energy density, leakage prevention and maintenance free. At the same time, the series of products designed standby life of 12 years. The products pass UL, CE, RoHS certification, and can be shipped by sea or air.



General Feature

- High reliability, safe without leakage. Maintenance free
- Thick plate, special formula paste process, with a long service life
- Environmentally friendly products
Meet EU battery directive RoHS and REACH standards
- The partition design protects the terminal from short circuit
- Widely applicable temperature range, can be used at -20°C~60°C
- Long Storage time. Battery with full state of charge under room temperature, after 6-12 months storage, it can be used & recovered (It is recommended to recharge after storage for 6 months or before use)

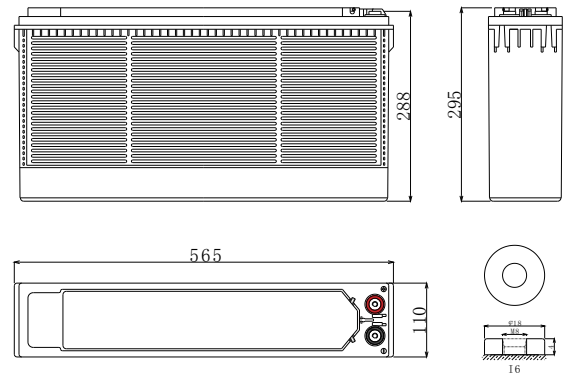
Applications

- Telecom systems
- UPS
- Power Backup
- Electric power system
- Communication base station
- Energy storage systems
- Solar systems

Performance

Nominal Voltage	12V (6cell)
Capacity	@25°C
20hr Rate (7.50A)	150Ah @ to 1.75V/cell
10hr Rate (15.0A)	150Ah @ to 1.70V/cell
3hr Rate (37.5A)	112.5Ah @ to 1.60V/cell
Weight	Approx (45.5±3%)kg (100lbs)
Internal Resistance	Approx 4.30mΩ fully charged @25°C
Maximum Discharge Current	750A(3sec)
Terminal	I6
Operating Temperature Range	Discharge:-20°C~60°C; Charge:0°C~50°C Storage:-20°C~40°C
Container Material	ABS(UL94 HB)/UL94-V0 Optional

Dimensions



Length	565mm	22.44inch
Width	110mm	4.33inch
Height	288mm	11.33inch
Total height	295mm	11.61inch

Battery use

Cycle use

- 1.Limit the initial charging current to no more than 37.5A
- 2.Keep charging voltage at 14.40-15.00V/unit, and continue charging at least 3 hours after the charging current reduces to 3.00A to ensure full charge
- 3.The compensation coefficient of charging voltage and temperature is -5mv/cell /°C

Float use

- 1.Limit the initial charging current to no more than 37.5A
2. Keep charging voltage at 13.50-13.80V/unit. When the voltage reaches the constant voltage the current gradually decreases until the battery is fully charged and continues to charge
- 3.The compensation coefficient of charging voltage and temperature is -3mv/cell /°C



Kaiying Power Supply & Electrical Equip Co., Ltd Email: sales@longwaybattery.com
 Tel:0595-68782266 Fax:0595-68782222 Website: <http://www.longwaybattery.com>
 Add: Kaiying Industrial Area, Chengxiang Town, Anxi, Quanzhou, Fujian Province, China
 KY-IOP-FR12-150/I6-3 B0. August 2023

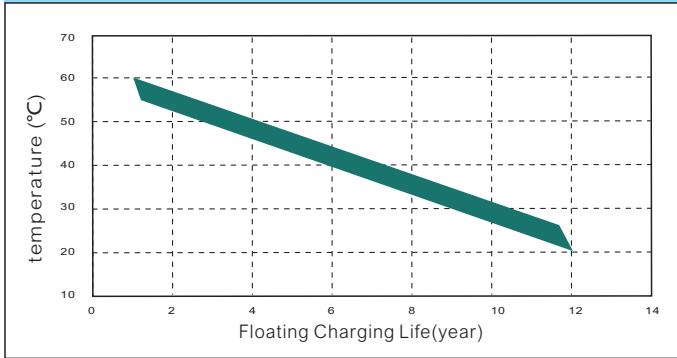
Note: This information usually describes use only and is not intended to make any warranties or promises regarding the battery, Battery specifications and battery design are subject to change without prior notice. Please contact LONGWAY Battery for the latest information.



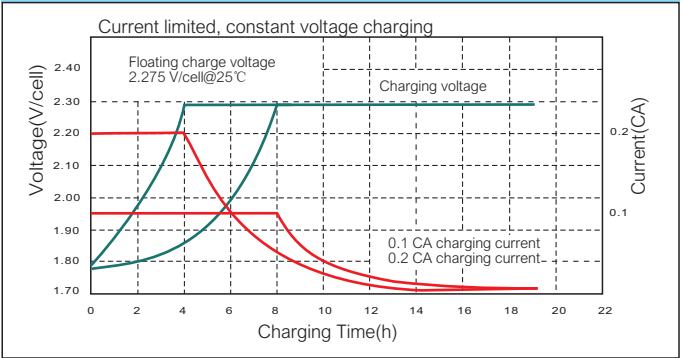
Telecom/Power Backup Battery

6FM150FR (12V150Ah)

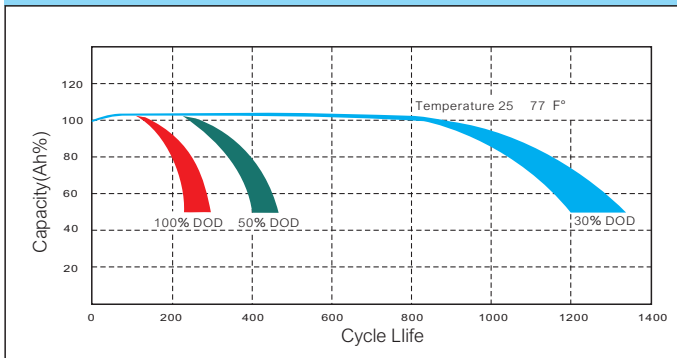
Floating Charging Life VS Temperature



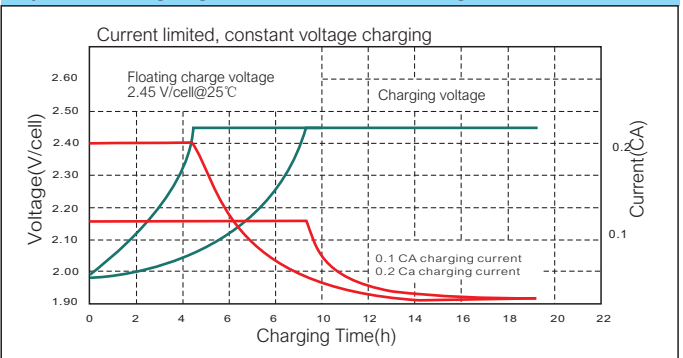
Floating Charging Characteristics Diagram



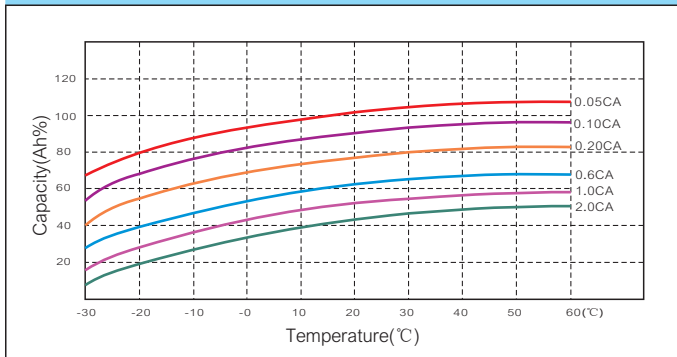
Cycle Life



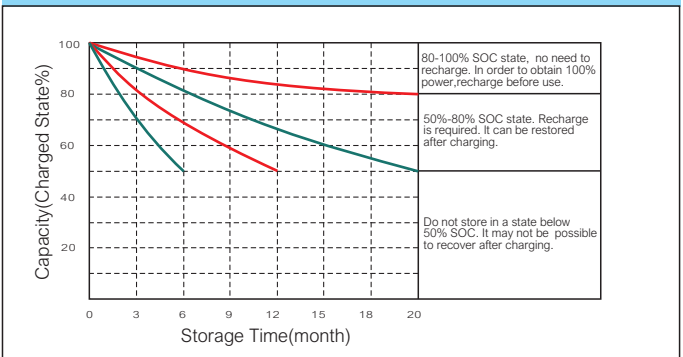
Cycle charging characteristic diagram



Temperature and capacity characteristics



Self-discharge characteristic



Constant current characteristics(A,25°C)

F.V/TIME	5min	10min	15min	30min	60min	2h	3h	5h	8h	10h	20h
9.60	375.0	300.0	255.0	157.5	82.50	54.09	38.06	25.88	16.83	15.23	7.69
9.90	363.8	291.0	249.9	154.4	80.85	53.82	37.88	25.76	16.67	15.15	7.65
10.20	356.3	285.0	244.8	151.2	79.20	53.03	37.50	25.50	16.60	15.09	7.62
10.50	345.0	276.0	237.2	146.5	76.73	52.50	37.13	25.25	16.50	15.04	7.59
10.80	292.5	267.9	232.6	143.6	75.24	51.96	36.75	24.99	16.34	15.00	7.58

Constant power discharge characteristic (W,25°C)

F.V/TIME	5min	10min	15min	30min	60min	2h	3h	5h	8h	10h	20h
9.60	3938	3240	2814	1796	955.4	626.3	447.6	305.9	202.0	181.8	92.26
9.90	3819	3143	2757	1760	921.7	623.2	445.4	304.4	200.0	180.9	91.81
10.20	3741	3078	2701	1724	902.9	614.0	441.0	301.4	199.2	180.2	91.45
10.50	3623	2981	2617	1670	874.7	608.0	436.6	298.4	198.0	179.5	91.13
10.80	3071	2893	2566	1637	857.7	601.7	432.2	295.4	196.0	179.1	90.90



Kaiying Power Supply & Electrical Equip Co., Ltd Email: sales@longwaybattery.com
 Tel:0595-68782266 Fax:0595-68782222 Website: <http://www.longwaybattery.com>
 Add: Kaiying IndustrialArea, Chengxiang Town, Anxi, Quanzhou, Fujian Province, China
 KY-IOP-FR12-15/I6-3 B0.August 2023

Note: This information usually describes use only and is not intended to make any warranties or promises regarding the battery, Battery specifications and battery design are subject to change without prior notice. Please contact LONGWAY Battery for the latest information.