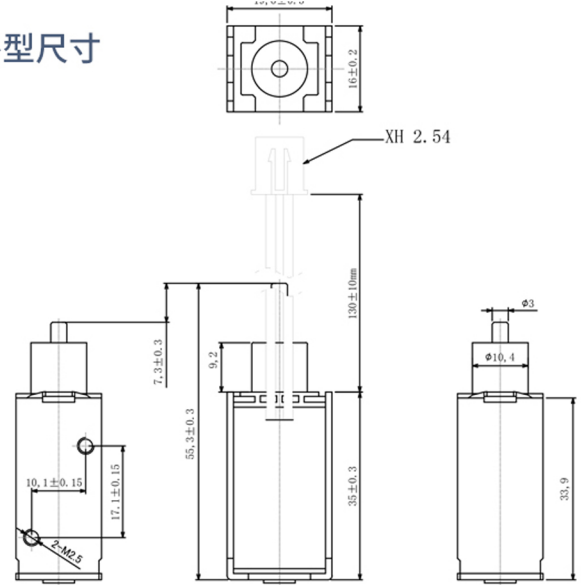



# AS 0635 Push Pull Solenoid DC 12V Open Frame Type

## 外型尺寸



## Features

Size: 20.5 \* 12 \* 11 mm

Plunger:  $\phi$  4-6 mm

Voltage: DC 12 V, 16V or 24V

Stroke: 4--10mm

Force: 30---100 GF

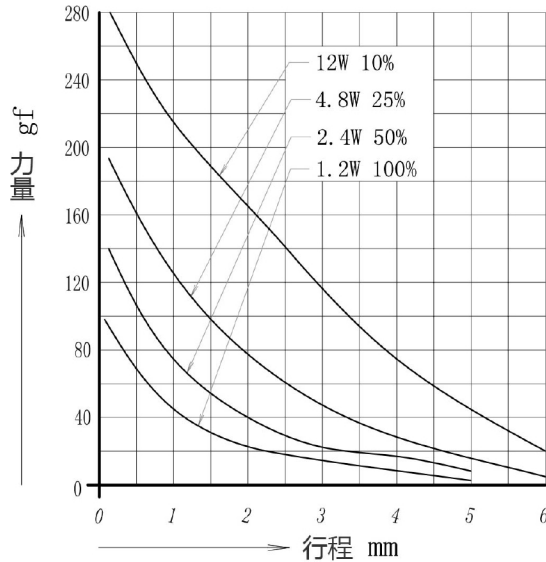
Power: 50-70 W

Current: 0.9--1.2 A

Resistance: 60-- 280  $\Omega$

Lifespan:  $\geq$  300,000 Cycles

Working Cycle: 1 s On, 3 s Off



Working Duty	100%	50%	25%	10%
	连续通电	间歇通电		
最长通电时间 (秒) Power on time	$\infty$	50	18	2
功率 (20°C) Power	1.2	2.4	4.8	12
产品型号 (** : 电阻) Resistance	(电压 DC) 电阻 ( $\Omega \pm 10\%$ 20°C)			
SDO-0420L-06A**	(6V) 30	(6V) 15	(6V) 7.5	(6V) 3
SDO-0420L-12A**	(12V) 120	(12V) 60	(12V) 30	(12V) 12
SDO-0420L-24A**	--	(24V) 240	(24V) 120	(24V) 45
SDO-0420L-48A**	--	--	--	(48V) 192