


## GT02 Series

### Mechanical Keyboard Switch-4mm Travel



#### ■ Features

- ◆ Desktop profile, 0.60 inch (15.2mm) from PCB (without keycap)
- ◆ Switch option: linear, tactile, clicky
- ◆ PCB or frame mount
- ◆ Long life to 80 million operation cycles
- ◆ LED, diode or jumper option
- ◆ 12V AC/DC maximum
- ◆ Current rating: 10mA
- ◆ Insulation resistance: <100MΩ under 100VDC

#### ■ Applications

- ◆ Computer keyboards
- ◆ Cash registers
- ◆ Industrial equipment
- ◆ Man-machine interfaces

#### ■ Specification and Parameters

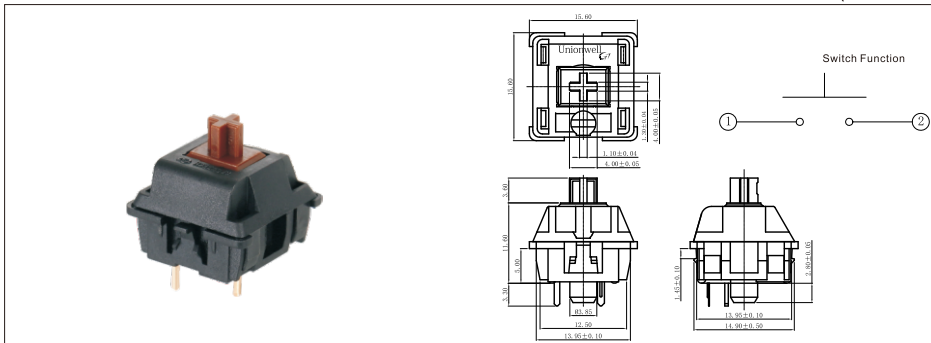
Electrical Characteristics	Rating	12VDC/AC max. 10mA AC/DC max.
	Contact Resistance	200mΩ Max (25mΩ Typical) (Initial Value)
	Insulation Resistance	100MΩ Min
	Voltage Resistance	AC 500V (50-60Hz) 1 Min
	Electrical Life	Over 80,000,000 cycles (Load)
	Bounce Time	5 msec (Operation Speed at 400mm/sec)
Parameters	Operating Force	See Detail Spec
	Pre-travel	2.0±0.6mm
	Total Travel	4.0±0.4mm
	Mechanical Life	Over 100 Million cycles (Under No Load)
	Operating Temperature	-40°C~+80°C
	Operating Humidity	≤85% RH

## GT02 Series Keyswitch Ordering Instruction


GT02	A	1	A	N	W	1	T001	U
Switch Type	Contact Material	Code of Operating Force	Operating Characteristics and Key Style	LED Diode	PCB Mounting Pins	Case Cover Color	Custom Code	LOGO
	A Au Alloy	1 OF=60±20gf (60# or 601#Spring)	A Momentary, Single Pole, Standard Keyswitch, Linear, Black Key	N Single Color	W With Pins	1 Black Case and Clear Cover	General	U Unionwell
GT02 Series Keyswitch	B Ag Alloy	2 OF=80±25gf (80#_Spring)	B Momentary, Single Pole, Standard Keyswitch, Soft Tactile, Brown Key	F Full Color RGB	N No Pins (With Metal Frame)	2 White Case and Clear Cover	Customized according to requirements, the code format is T+serial number XXX, for example: T001	...
		3 OF=120±25gf (120#_Spring)	D Click Tactile Feel, Blue Key	T SMT LED				
		...	E Momentary, Single Pole, Standard Keyswitch, Linear, Red Key	... Other			...	Other

## ■ Dimensions

(Unit:mm)



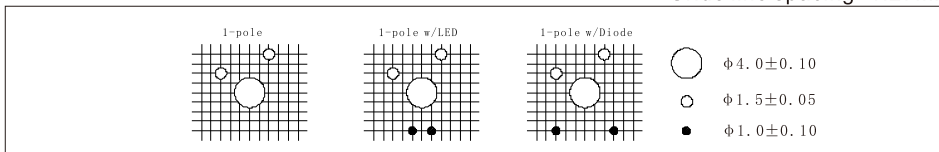
## ■ Mounting Options



## ■ Circuitry Board Layouts

### ◆ Keyswitch without fixation pins

Gride line spacing=1.27mm



### ◆ Keyswitch with fixation pins

