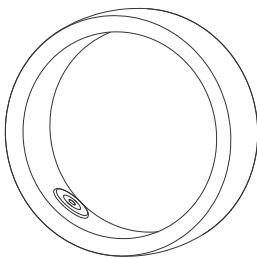


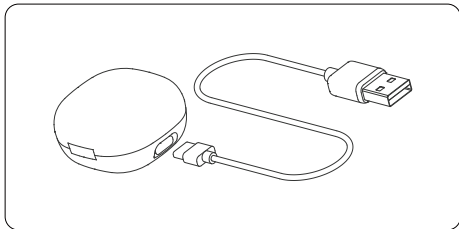
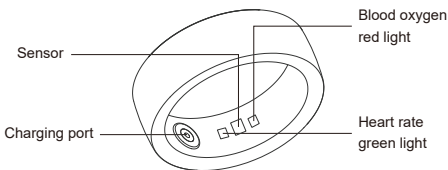
# COLMI Ring

## Quick Guide of Smart Ring



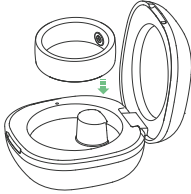
### Overview And Packaging

Ring, charging cable, charging case and quick guide.



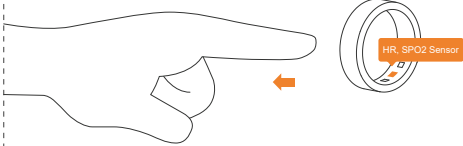
### Power On

Put the ring into the charging compartment and you can turn it on.



### Wearing Method

Wear the ring on your suitable finger and choose a comfortable size. Suggest wear it on the index finger, middle finger, and ring finger for better monitoring of data.



Please let the sensor on the inside of your fingers for more accurate measurement of heart rate and blood oxygen when wear it.

### Connection

Search and download the app, open and pair rings.



APP Store: QRing



Google Play: QRing

