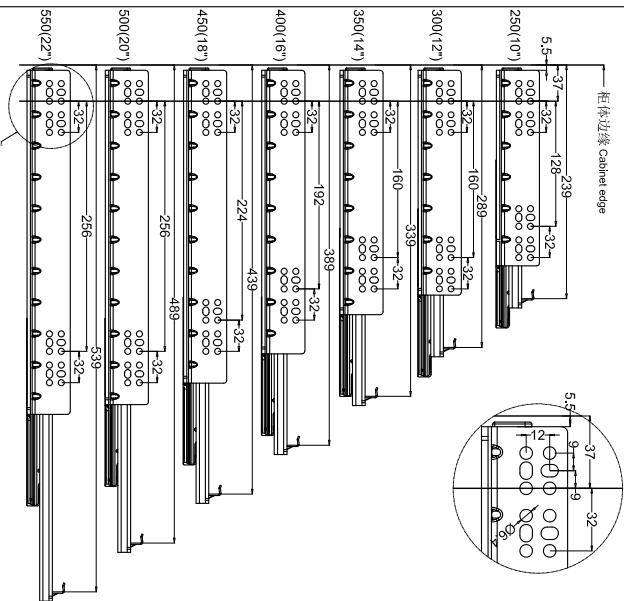
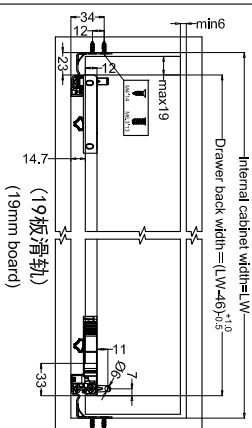


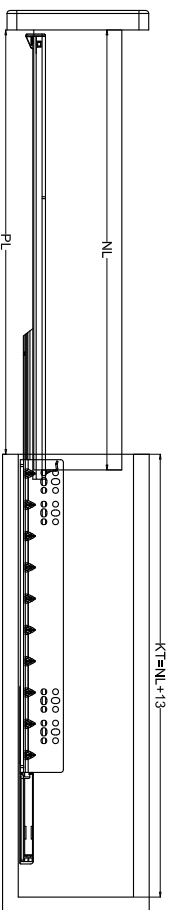
滑轨安装孔位 Screw positions of the slides



抽屉安装尺寸 Drawer installation dimensions (mm)

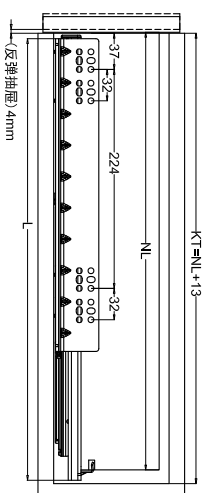


设计尺寸 Slide dimension

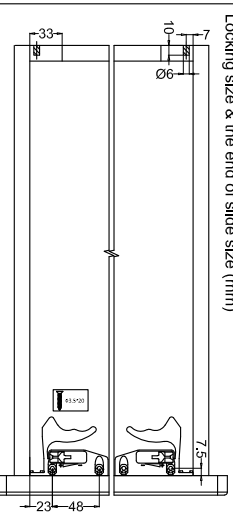


产品规格 Item No.	抽屉长度 (NL) Nominal length	滑轨长度 (SL) Slide length	柜体最小深度 (KT) Min depth of cabinet	拉出长度 (PL) Pull out the length
250# (10")	240mm	243mm	253mm	224mm
300# (12")	290mm	293mm	303mm	274mm
350# (14")	340mm	343mm	353mm	324mm
400# (16")	390mm	393mm	403mm	374mm
450# (18")	440mm	443mm	453mm	424mm
500# (20")	490mm	493mm	503mm	474mm
550# (22")	540mm	543mm	553mm	524mm

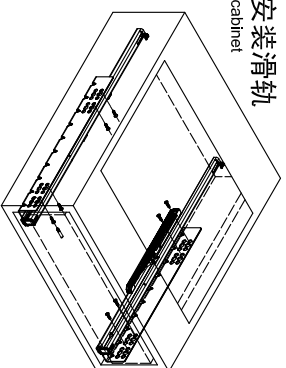
设计空间尺寸 Installation dimensions (mm)



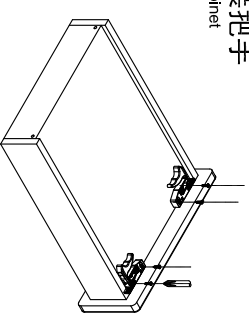
把手及尾孔尺寸 Locking size & the end of slide size (mm)



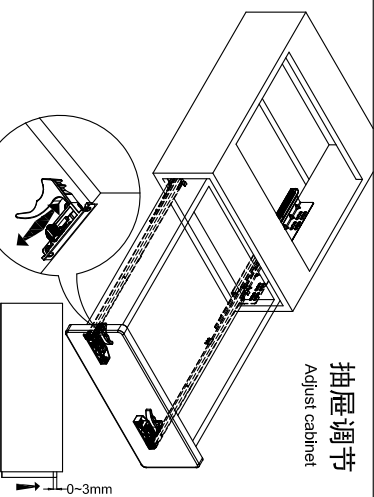
柜体安装滑轨 Slide to cabinet



抽屉安装把手 Locking to cabinet



抽屉调节 Adjust cabinet



拆卸抽屉 Disassembly cabinet

